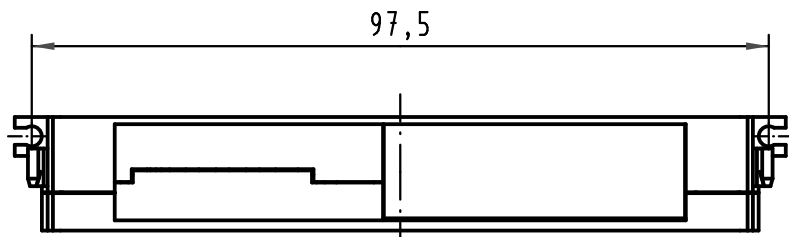
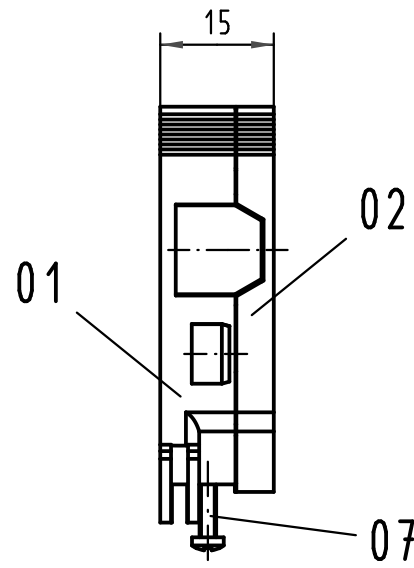
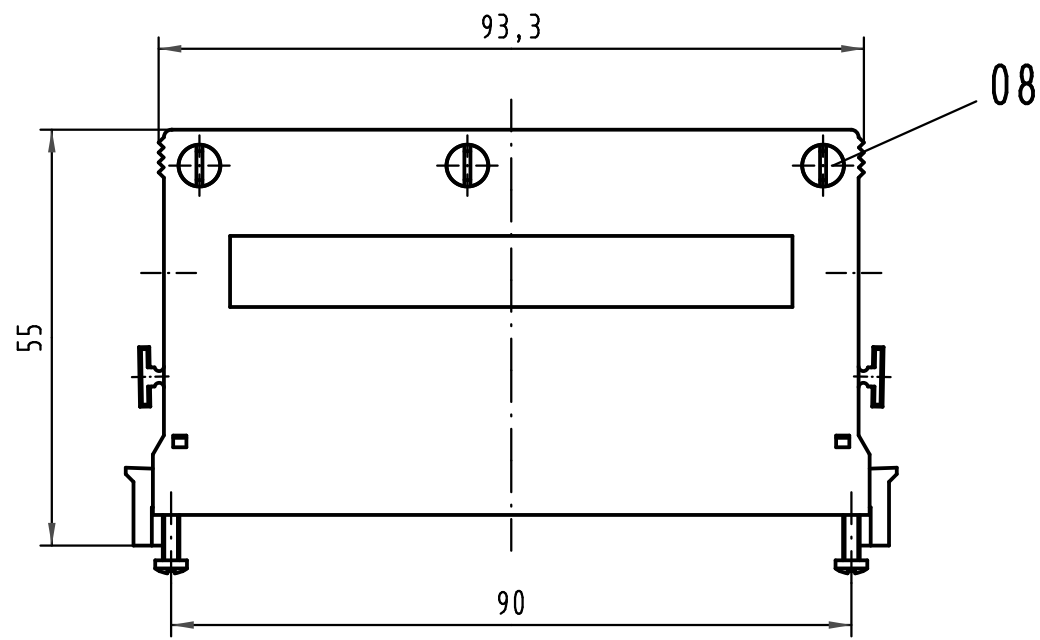
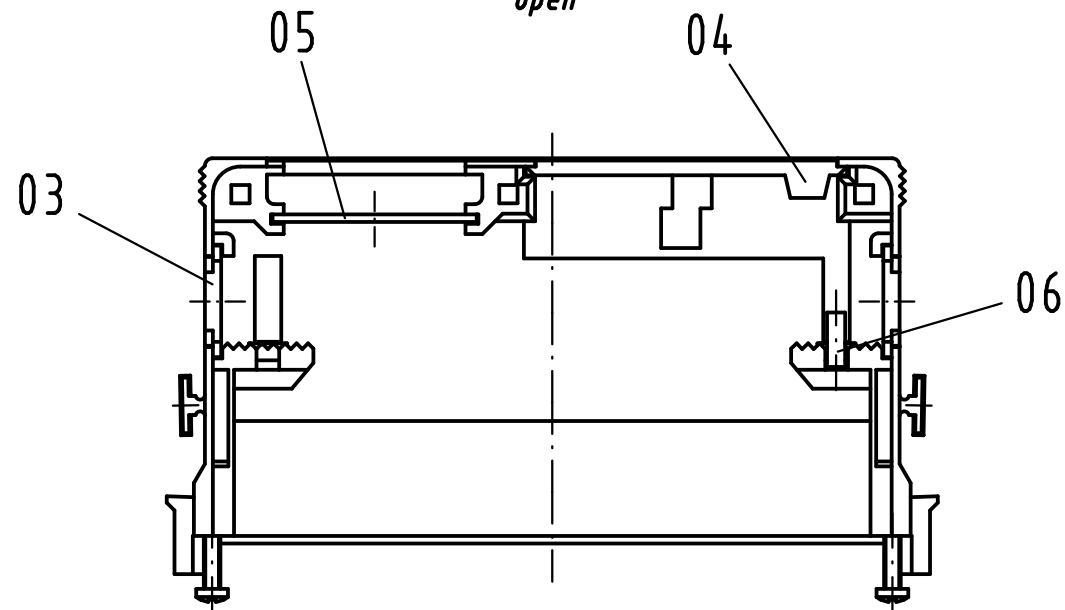


Alle Rechte vorbehalten/ All rights reserved

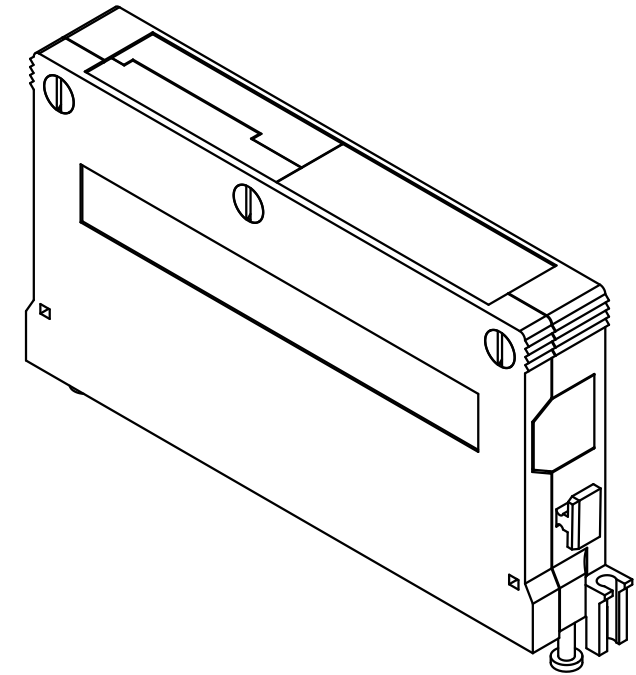


X
X
geöffnet
open



Pos. pos.	Anzahl number	Benennung description
01	1	Grundschaale shell
02	1	Deckel cover
03	2	Blindstopfen blinding piece
04	1	Verschlussplatte blinding plate
05	1	Masseblech grounding plate
06	1	Kabelbinder cable tie
07	2	Schraube ST 2,2x9,5 screw ST 2,2 x 9,5
08	3	Schraube ST 2,9x13 screw ST 2,9x13

Teile nicht montiert
parts not assembled



All Dimensions in mm Original Size DIN A 3		Techn. Character.			Nicht tolerierte Maß/Free size tolerances		
			Dat.	Name	Maßstab/Scale 1:1	Schalengehäuse B15 für Federleisten shell housing B15 for female connectors	
			Detail.	02.03.07 Hage.			
			Insp.	02.03.07 LeHT			
			Stand.				
34236			HARTING Electronics GmbH & Co. KG			TB 09 02 064 0502	Blatt/page
Mod.	Dat.	Name	D-32339 ESPELKAMP				