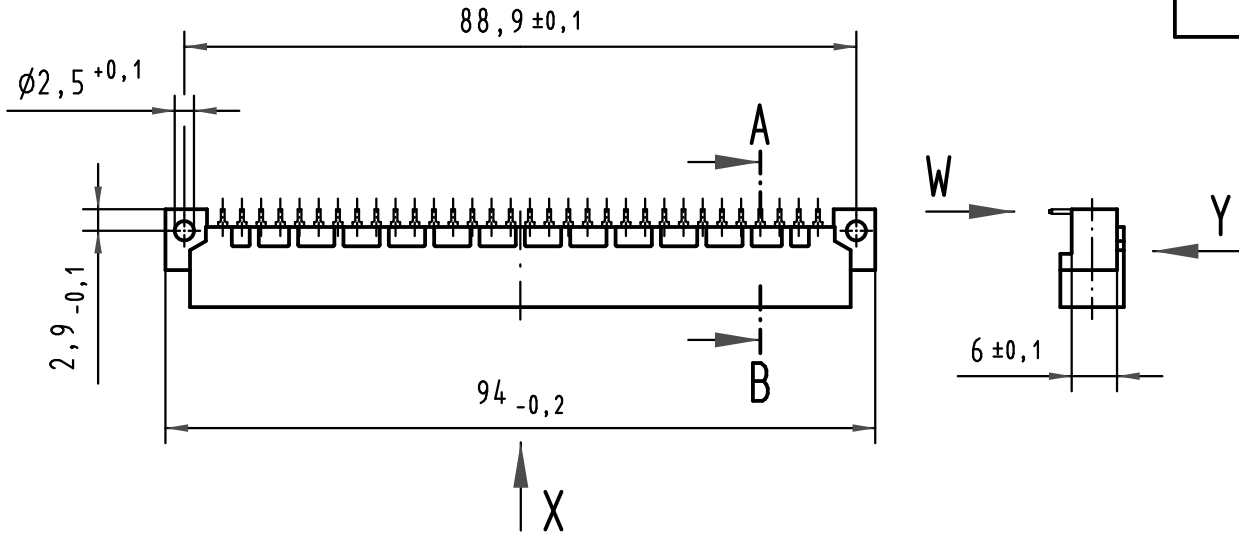
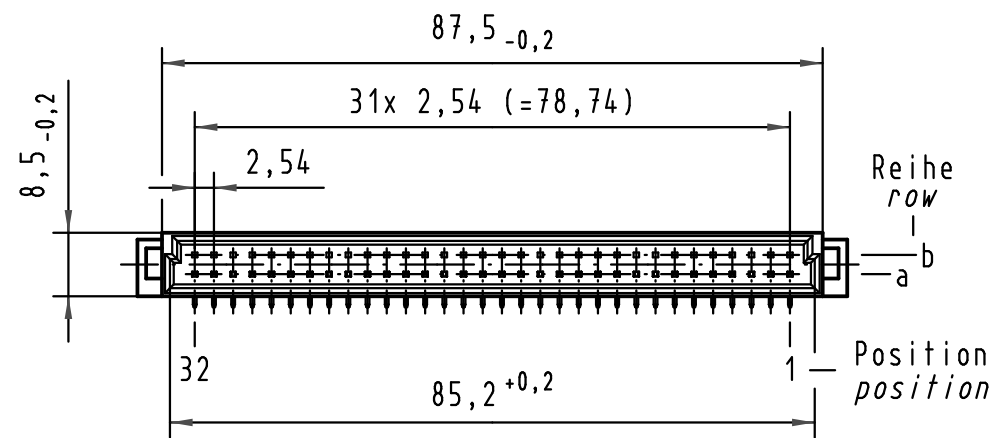
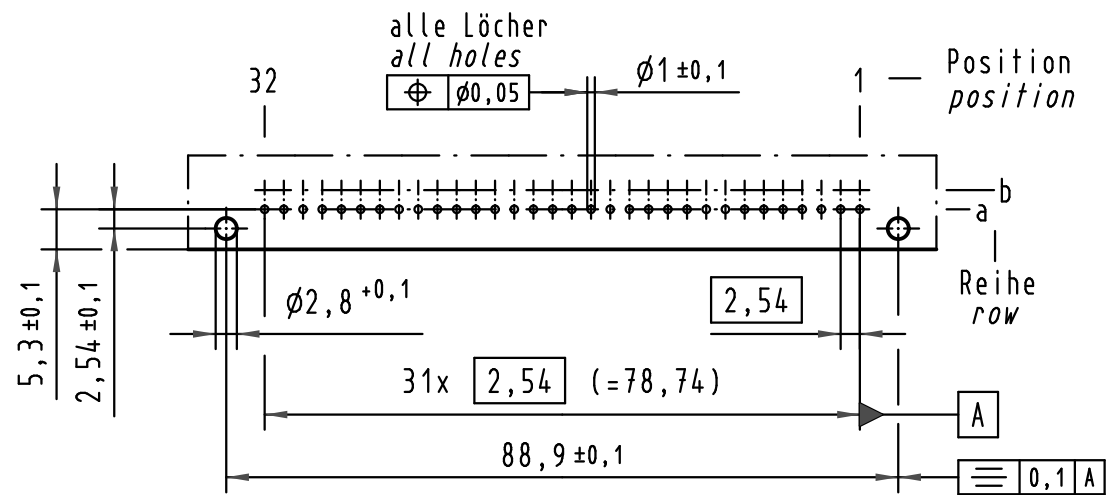
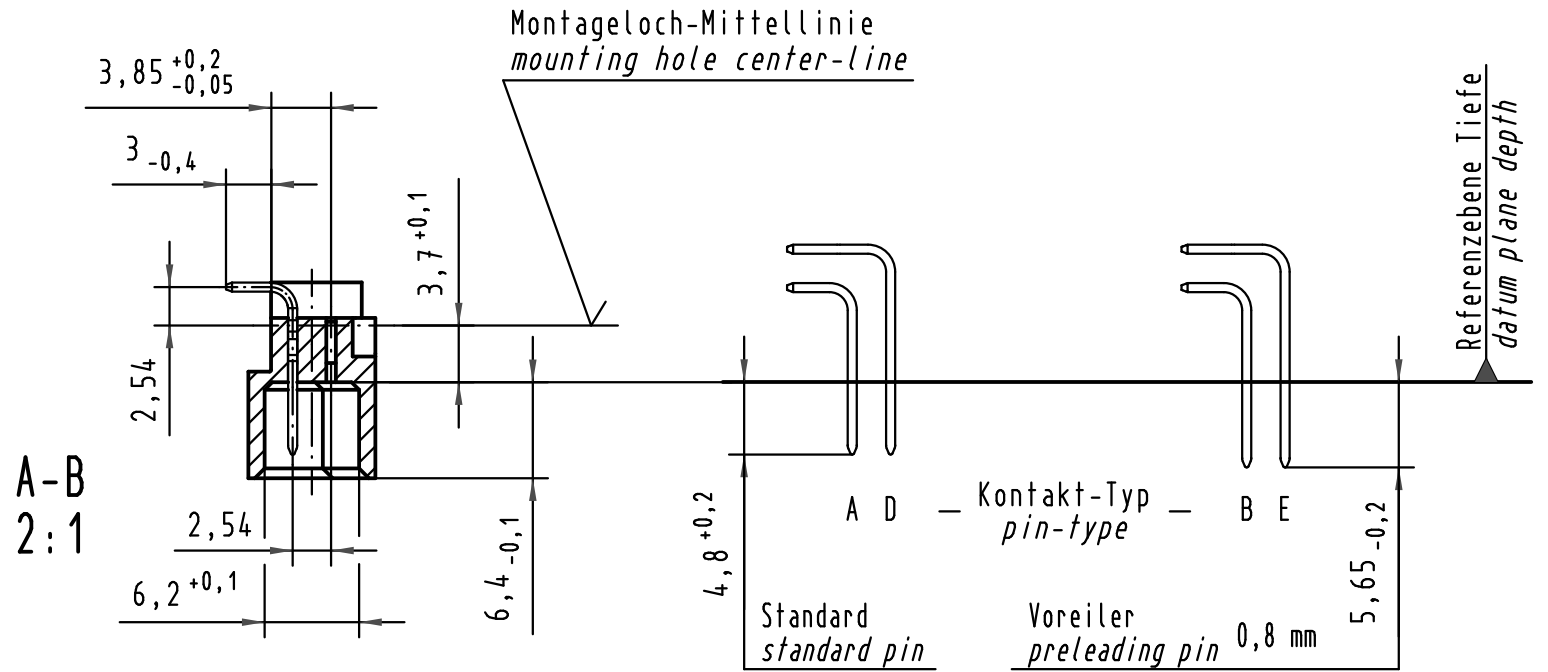
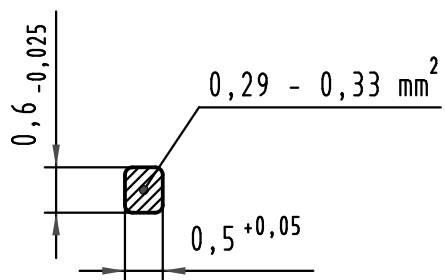


Alle Rechte vorbehalten/ All rights reserved

**Y  
(Lochbild)  
(board drillings)**

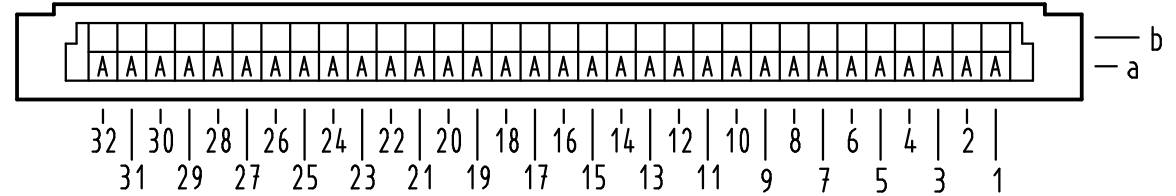


**W  
10:1**  
Querschnitt der  
Lötanschlüsse:  
cross-section of  
solder terminations:



A-B  
2:1

X Kontaktbelegung  
contact loading



09 02 132 7931	3	Au flash over PdNi over Ni
09 02 132 6931	2	Au flash over PdNi over Ni
09 02 132 2931	1	Au flash over PdNi over Ni
Bestell-Nr. part-no.	Anforderungsstufe nach IEC performance level acc. to IEC	Kontaktoberfläche contact plating



Techn. Character.			Maßstab/Scale
	Dat.	Name	
Detail.	11.07.00	Rie.	
Insp.	11.07.00	Pa.	
35345	07.10.08	Hage.	1:1 2:1 10:1
34650	24.10.07	Hage.	
28027			
Mod.	Dat.	Name	

Nicht tolerierte Maß/Free size tolerances  
IEC 60603-2

Bauform B Messerleiste  
Einlöt, 32 pol.  
type B male connector  
solder, 32 pol.

HARTING Electronics GmbH & Co. KG  
D-32339 ESPELKAMP



TB 09 02 132 x931

Blatt/page

Sub.