



## T Series

### Features and Benefits

Available in a wide range of materials, these cable ties all feature internal serrations allowing for a positive hold onto cable, hose and pipe bundles. The design of the head guarantees a high tensile strength whilst allowing a very low insertion force, this, combined with the bent tail design of many of the ties, ensures a simple and quick installation. Whilst easily installed by hand, manual and pneumatic (for high volume applications) tensioning tools are available to ensure a consistent and safe installation.

### Application

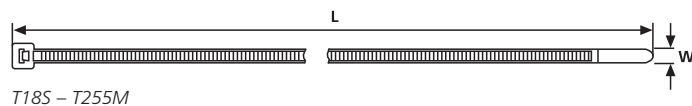
For the routing, bundling and securing of cables, pipes and hoses.



T Series for bundling and securing of cables for a wide range of applications, available in various colours and materials.

Application Tool	Registration Numbers
MK3SP	1
MK3PNSP2, MK7P	2
MK7	3
MK7HT	4
MK20	5
MK6	6
MK9P, MK6PN	7
MK9	8
MK9HT	9
MK21	10
Autotool 2000	11

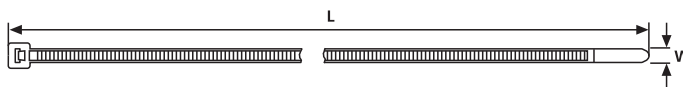
For more information please turn to page 404.



Please Note for Product Specific Approvals please refer to the Appendix



### T Series, Polyamide 6.6 (PA66) – Standard



T18S – T255M

#### Material Data

Material	<b>Polyamide 6.6 (PA66)</b>
Operating Temperature	<b>-40 °C to +85 °C Continuous, (+105 °C for 500 h)</b>
Flammability	<b>UL94 V2</b>



Technical Table

Article-No.	Type	Length (L)	Width (W)	Bundle Ø max.	Min. Tensile Strength (N)	Material	Colour	Application Tool
Polyamide 6.6 (PA66)								
111-02809	<b>T18S</b>	83	2.3	16.0	80	PA66	Natural (NA)	1–3, 5
111-02811	<b>T18S</b>	83	2.3	16.0	80	PA66	Black (BK)	1–3, 5
111-01910	<b>T18R</b>	100	2.5	22.0	80	PA66	Black (BK)	1–3, 5
111-01919	<b>T18R</b>	100	2.5	22.0	80	PA66	Natural (NA)	1–3, 5
111-02319	<b>T18I</b>	140	2.5	35.0	80	PA66	Natural (NA)	1–3, 5
111-02370	<b>T18I</b>	140	2.5	35.0	80	PA66	Black (BK)	1–3, 5
111-02010	<b>T18L</b>	205	2.5	55.0	80	PA66	Black (BK)	1–3, 5
111-02019	<b>T18L</b>	205	2.5	55.0	80	PA66	Natural (NA)	1–3, 5
111-02519	<b>T25L</b>	240	2.8	65.0	110	PA66	Natural (NA)	1–3, 5
111-02500	<b>T25L</b>	240	2.8	65.0	110	PA66	Black (BK)	1–3, 5
111-02619	<b>T25LL</b>	330	2.8	95.0	110	PA66	Natural (NA)	1–3, 5
111-02601	<b>T25LL</b>	330	2.8	95.0	110	PA66	Black (BK)	1–3, 5
111-03009	<b>T30R</b>	150	3.5	35.0	135	PA66	Natural (NA)	1–3, 5
111-03011	<b>T30R</b>	150	3.5	35.0	135	PA66	Black (BK)	1–3, 5
111-03410	<b>T30L</b>	190	3.5	50.0	135	PA66	Black (BK)	1–3, 5
111-03419	<b>T30L</b>	190	3.5	50.0	135	PA66	Natural (NA)	1–3, 5
111-04400	<b>T30LR</b>	260	3.3	65.0	180	PA66	Natural (NA)	1–5
111-03500	<b>T30LL</b>	290	3.5	80.0	135	PA66	Black (BK)	1–3, 5
111-03529	<b>T30LL</b>	290	3.5	80.0	135	PA66	Natural (NA)	1–3, 5
111-02900	<b>T30XL</b>	365	3.5	105	135	PA66	Natural (NA)	1–3, 5
111-02901	<b>T30XL</b>	365	3.5	105	135	PA66	Black (BK)	1–3, 5
111-03819	<b>T40R</b>	175	4.0	40.0	180	PA66	Natural (NA)	1–5
111-03801	<b>T40R</b>	175	4.0	40.0	180	PA66	Black (BK)	1–5
111-04600	<b>T40I</b>	290	4.0	80.0	180	PA66	Black (BK)	1–5
111-04609	<b>T40I</b>	290	4.0	80.0	180	PA66	Natural (NA)	1–5
111-04300	<b>T40L</b>	365	4.0	105	180	PA66	Natural (NA)	1–5
111-04301	<b>T40L</b>	365	4.0	105	180	PA66	Black (BK)	1–5

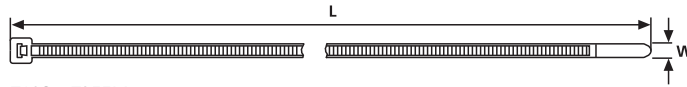
All dimensions in mm. Subject to technical changes.



Please Note for Product Specific Approvals please refer to the Appendix



## T Series, Polyamide 6.6 (PA66) – Standard



T18S – T255M

### Material Data

Material	<b>Polyamide 6.6 (PA66)</b>
Operating Temperature	<b>-40 °C to +85 °C Continuous, (+105 °C for 500 h)</b>
Flammability	<b>UL94 V2</b>



Technical Table

Article-No.	Type	Length (L)	Width (W)	Bundle Ø max.	Min. Tensile Strength (N)	Material	Colour	Application Tool
Polyamide 6.6 (PA66)								
111-05819	<b>T50S</b>	150	4.6	35.0	225	PA66	Natural (NA)	1–10
111-05810	<b>T50S</b>	150	4.6	35.0	225	PA66	Black (BK)	1–10
111-05000	<b>T50R</b>	200	4.6	50.0	225	PA66	Black (BK)	1–10
111-05013	<b>T50R</b>	200	4.6	50.0	225	PA66	Natural (NA)	1–10
111-06200	<b>T50M</b>	245	4.6	65.0	225	PA66	Black (BK)	1–10
111-06201	<b>T50M</b>	245	4.6	65.0	225	PA66	Natural (NA)	1–10
111-05210	<b>T50I</b>	300	4.6	85.0	225	PA66	Black (BK)	1–10
111-05219	<b>T50I</b>	300	4.6	85.0	225	PA66	Natural (NA)	1–10
111-05409	<b>T50L</b>	390	4.6	110	225	PA66	Natural (NA)	1–10
111-05400	<b>T50L</b>	390	4.6	110	225	PA66	Black (BK)	1–10
111-00268	<b>T50LL</b>	445	4.6	130	225	PA66	Black (BK)	1–10
111-06002	<b>T50LL</b>	445	4.6	130	225	PA66	Natural (NA)	1–10
111-05019	<b>T80R</b>	210	4.7	55.0	355	PA66	Natural (NA)	1–10
111-08010	<b>T80R</b>	210	4.7	55.0	355	PA66	Black (BK)	1–10
111-08210	<b>T80I</b>	300	4.7	85.0	355	PA66	Black (BK)	1–10
111-08229	<b>T80I</b>	300	4.7	85.0	355	PA66	Natural (NA)	1–10
111-05410	<b>T80L</b>	390	4.7	110	355	PA66	Black (BK)	1–10
111-05419	<b>T80L</b>	390	4.7	110	355	PA66	Natural (NA)	1–10
111-12829	<b>T120S</b>	225	7.6	55.0	535	PA66	Natural (NA)	6–10
111-00179	<b>T120S</b>	225	7.6	55.0	535	PA66	Black (BK)	6–10
111-12210	<b>T120I</b>	300	7.6	80.0	535	PA66	Black (BK)	6–10
111-12219	<b>T120I</b>	300	7.6	80.0	535	PA66	Natural (NA)	6–10
111-12010	<b>T120R(E)</b>	380	7.6	100	535	PA66	Black (BK)	6–10
111-12019	<b>T120R(E)</b>	380	7.6	100	535	PA66	Natural (NA)	6–10
111-12610	<b>T120M</b>	460	7.6	130	535	PA66	Black (BK)	6–10
111-12619	<b>T120M</b>	460	7.6	130	535	PA66	Natural (NA)	6–10
111-12701	<b>T120XM</b>	600	7.6	175	535	PA66	Black (BK)	6–10
111-12704	<b>T120XM</b>	600	7.6	175	535	PA66	Natural (NA)	6–10
111-12429	<b>T120L</b>	760	7.6	225	535	PA66	Natural (NA)	6–10
111-12403	<b>T120L</b>	760	7.6	225	535	PA66	Black (BK)	6–10

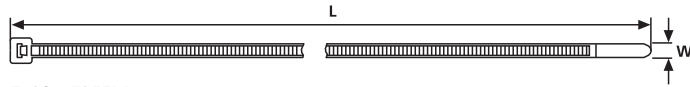
All dimensions in mm. Subject to technical changes.



Please Note for Product Specific Approvals please refer to the Appendix



### T Series, Polyamide 6.6 (PA66) – Standard



T18S – T255M

Material Data

Material	<b>Polyamide 6.6 (PA66)</b>
Operating Temperature	<b>-40 °C to +85 °C Continuous, (+105 °C for 500 h)</b>
Flammability	<b>UL94 V2</b>



Technical Table

Article-No.	Type	Length (L)	Width (W)	Bundle Ø max.	Min. Tensile Strength (N)	Material	Colour	Application Tool
Polyamide 6.6 (PA66)								
111-15200	<b>T150R(U)</b>	390	8.8	105	780	PA66	Black (BK)	6-10
111-15203	<b>T150R(U)</b>	390	8.8	105	780	PA66	Natural (NA)	6-10
111-15619	<b>T150M</b>	530	8.9	150	780	PA66	Natural (NA)	6-9
111-00124	<b>T150M</b>	530	8.9	150	780	PA66	Black (BK)	6-9
111-15419	<b>T150L</b>	820	8.9	245	780	PA66	Natural (NA)	6-9
111-15405	<b>T150L</b>	820	8.9	245	780	PA66	Black (BK)	6-9
111-15719	<b>T150LL</b>	925	8.9	275	780	PA66	Natural (NA)	6-9
111-15700	<b>T150LL</b>	925	8.9	275	780	PA66	Black (BK)	6-9
111-15519	<b>T150XL</b>	1095	8.9	330	780	PA66	Natural (NA)	6-9
111-15500	<b>T150XL</b>	1095	8.9	330	780	PA66	Black (BK)	6-9
111-15300	<b>T150XLL</b>	1325	8.9	405	780	PA66	Black (BK)	6-9
111-15304	<b>T150XLL</b>	1325	8.9	405	780	PA66	Natural (NA)	6-9
111-24704	<b>T250S</b>	225	12.5	55.0	1115	PA66	Black (BK)	7-9
111-24705	<b>T250S</b>	225	12.5	55.0	1115	PA66	Natural (NA)	7-9
111-25102	<b>T250X</b>	370	12.5	100	1115	PA66	Black (BK)	7-9
111-25103	<b>T250X</b>	370	12.5	100	1115	PA66	Natural (NA)	7-9
111-24801	<b>T250R</b>	520	12.5	145	1115	PA66	Black (BK)	7-9
111-24803	<b>T250R</b>	520	12.5	145	1115	PA66	Natural (NA)	7-9
111-25001	<b>T250M</b>	565	12.5	150	1115	PA66	Black (BK)	7-9
111-25002	<b>T250M</b>	565	12.5	150	1115	PA66	Natural (NA)	7-9
111-25219	<b>T250I</b>	725	12.5	203	1115	PA66	Natural (NA)	7-9
111-24600	<b>T250L</b>	880	12.5	254	1115	PA66	Natural (NA)	7-9
111-24601	<b>T250L</b>	880	12.5	254	1115	PA66	Black (BK)	7-9
111-25200	<b>T250XL</b>	1030	12.5	305	1115	PA66	Black (BK)	7-9
111-00466	<b>T250XL</b>	1030	12.5	305	1115	PA66	Natural (NA)	7-9

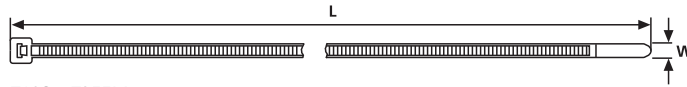
All dimensions in mm. Subject to technical changes.



Please Note for Product Specific Approvals please refer to the Appendix



## T Series, Polyamide 6.6 – UV Stabilised



T18S – T255M

Application Tool	Registration Numbers
MK3SP	1
MK3PNSP2, MK7P	2
MK7	3
MK7HT	4
MK20	5
MK6	6
MK9P, MK6PN	7
MK9	8
MK9HT	9
MK21	10
Autotool 2000	11

For more information please turn to page 404.

Material Data	
Material	<b>Polyamide 6.6 UV Resistant (PA66W)</b>
Operating Temperature	<b>-40 °C to +85 °C Continuous, (+105 °C for 500 h)</b>
Flammability	<b>UL94 V2</b>



Technical Table

Article-No.	Type	Length (L)	Width (W)	Bundle Ø max.	Min. Tensile Strength (N)	Material	Colour	Application Tool
Polyamide 6.6 UV Stabilised								
111-02860	<b>T18S</b>	83	2.3	16.0	80	PA66W	Black (BK)	1–3, 5
111-01960	<b>T18R</b>	100	2.5	22.0	80	PA66W	Black (BK)	1–3, 5
111-02360	<b>T18I</b>	140	2.5	35.0	80	PA66W	Black (BK)	1–3, 5
111-02012	<b>T18L</b>	205	2.5	55.0	80	PA66W	Black (BK)	1–3, 5
111-02560	<b>T25L</b>	240	2.8	65.0	110	PA66W	Black (BK)	1–3, 5
111-02660	<b>T25LL</b>	330	2.8	95.0	110	PA66W	Black (BK)	1–3, 5
111-03030	<b>T30R</b>	150	3.5	35.0	135	PA66W	Black (BK)	1–3, 5
111-03460	<b>T30L</b>	190	3.5	50.0	135	PA66W	Black (BK)	1–3, 5
111-04402	<b>T30LR</b>	260	3.3	65.0	135	PA66W	Black (BK)	1–5
111-03570	<b>T30LL</b>	290	3.5	80.0	135	PA66W	Black (BK)	1–3, 5
111-03860	<b>T40R</b>	175	4.0	40.0	180	PA66W	Black (BK)	1–5
111-05860	<b>T50S</b>	150	4.6	35.0	225	PA66W	Black (BK)	1–10
111-04889	<b>T50R</b>	200	4.6	50.0	225	PA66W	Black (BK)	1–10
111-06206	<b>T50M</b>	245	4.6	65.0	225	PA66W	Black (BK)	1–10
111-05260	<b>T50I</b>	300	4.6	85.0	225	PA66W	Black (BK)	1–10
111-05440	<b>T50L</b>	390	4.6	110	225	PA66W	Black (BK)	1–10
111-06000	<b>T50LL</b>	445	4.6	130	225	PA66W	Black (BK)	1–10

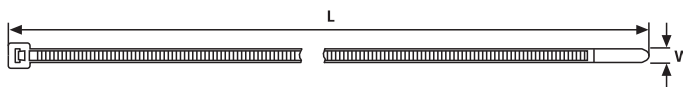
All dimensions in mm. Subject to technical changes.



Please Note for Product Specific Approvals please refer to the Appendix



### T Series, Polyamide 6.6 – UV Stabilised



T18S – T255M

Application Tool	Registration Numbers
MK3SP	1
MK3PNSP2, MK7P	2
MK7	3
MK7HT	4
MK20	5
MK6	6
MK9P, MK6PN	7
MK9	8
MK9HT	9
MK21	10
Autotool 2000	11

For more information please turn to page 404.

Material Data	
Material	<b>Polyamide 6.6 UV Resistant (PA66W)</b>
Operating Temperature	<b>-40 °C to +85 °C Continuous, (+105 °C for 500 h)</b>
Flammability	<b>UL94 V2</b>



Technical Table

Article-No.	Type	Length (L)	Width (W)	Bundle Ø max.	Min. Tensile Strength (N)	Material	Colour	Application Tool
Polyamide 6.6 UV Stabilised								
111-05060	<b>T80R</b>	210	4.7	55.0	355	PA66W	Black (BK)	1-10
111-08290	<b>T80I</b>	300	4.7	85.0	355	PA66W	Black (BK)	1-10
111-05460	<b>T80L</b>	390	4.7	110	355	PA66W	Black (BK)	1-10
111-12830	<b>T120S</b>	225	7.6	55.0	535	PA66W	Black (BK)	6-10
111-12230	<b>T120I</b>	300	7.6	80.0	535	PA66W	Black (BK)	6-10
111-12060	<b>T120R(E)</b>	380	7.6	100	535	PA66W	Black (BK)	6-10
111-12660	<b>T120M</b>	460	7.6	130	535	PA66W	Black (BK)	6-10
111-00171	<b>T120XM</b>	600	7.6	175	535	PA66W	Black (BK)	6-10
111-12430	<b>T120L</b>	760	7.6	225	535	PA66W	Black (BK)	6-10
111-15206	<b>T150R(U)</b>	390	8.9	105	780	PA66W	Black (BK)	6-10
111-15660	<b>T150M</b>	530	8.9	150	780	PA66W	Black (BK)	6-9
111-15460	<b>T150L</b>	820	8.8	245	780	PA66W	Black (BK)	6-9
111-15704	<b>T150LL</b>	925	8.9	275	780	PA66W	Black (BK)	6-9
111-15502	<b>T150XL</b>	1095	8.9	330	780	PA66W	Black (BK)	6-9
111-15305	<b>T150XLL</b>	1325	8.9	405	780	PA66W	Black (BK)	6-9
111-25100	<b>T250X</b>	370	12.5	100	1115	PA66W	Black (BK)	7-9
111-24805	<b>T250R</b>	520	12.5	145	1115	PA66W	Black (BK)	7-9

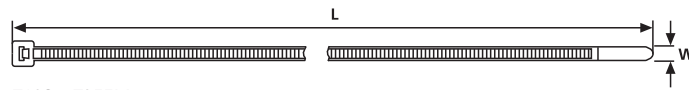
All dimensions in mm. Subject to technical changes.



Please Note for Product Specific Approvals please refer to the Appendix



## T Series, Polyamide 6.6 – Heat Stabilised



T18S – T255M

### Material Data

Material	<b>Polyamide 6.6 Heat Stabilised (PA66HS)</b>
Operating Temperature	<b>-40 °C to +105 °C Continuous, (+145 °C for 500 h)</b>
Flammability	<b>UL94 V2</b>



### Technical Table

Article-No.	Type	Length (L)	Width (W)	Bundle Ø max.	Min. Tensile Strength (N)	Material	Colour	Application Tool
Polyamide 6.6 Heat Stabilised								
111-02815	<b>T18S</b>	83	2.3	16.0	80	PA66HS	Black (BK)	1–3, 5
111-01803	<b>T18R</b>	100	2.5	22.0	80	PA66HS	Black (BK)	1–3, 5
111-01959	<b>T18R</b>	100	2.5	22.0	80	PA66HS	Natural (NA)	1–3, 5
111-02306	<b>T18I</b>	140	2.5	35.0	80	PA66HS	Natural (NA)	1–3, 5
111-02358	<b>T18I</b>	140	2.5	35.0	80	PA66HS	Black (BK)	1–3, 5
111-02059	<b>T18L</b>	205	2.5	55.0	80	PA66HS	Natural (NA)	1–3, 5
111-02005	<b>T18L</b>	205	2.5	55.0	80	PA66HS	Black (BK)	1–3, 5
111-02501	<b>T25L</b>	240	2.8	65.0	110	PA66HS	Natural (NA)	1–3, 5
111-02602	<b>T25LL</b>	330	2.8	95.0	110	PA66HS	Natural (NA)	1–3, 5
111-03049	<b>T30R</b>	150	3.5	35.0	135	PA66HS	Natural (NA)	1–3, 5
111-03050	<b>T30R</b>	150	3.5	35.0	135	PA66HS	Black (BK)	1–3, 5
111-03459	<b>T30L</b>	190	3.5	50.0	135	PA66HS	Natural (NA)	1–3, 5
111-03450	<b>T30L</b>	190	3.5	50.0	135	PA66HS	Black (BK)	1–3, 5
111-04401	<b>T30LR</b>	260	3.3	65.0	135	PA66HS	Natural (NA)	1–5
111-04404	<b>T30LR</b>	260	3.3	65.0	135	PA66HS	Black (BK)	1–5
111-03569	<b>T30LL</b>	290	3.5	80.0	135	PA66HS	Natural (NA)	1–3, 5
111-00278	<b>T30LL</b>	290	3.5	80.0	135	PA66HS	Black (BK)	1–3, 5
111-03859	<b>T40R</b>	175	4.0	40.0	180	PA66HS	Natural (NA)	1–5
111-03970	<b>T40R</b>	175	4.0	40.0	180	PA66HS	Black (BK)	1–5
111-04614	<b>T40I</b>	290	4.0	80.0	180	PA66HS	Black (BK)	1–5
111-04314	<b>T40L</b>	365	4.0	105	180	PA66HS	Black (BK)	1–5
111-05850	<b>T50S</b>	150	4.6	35.0	225	PA66HS	Black (BK)	1–10
111-05859	<b>T50S</b>	150	4.6	35.0	225	PA66HS	Natural (NA)	1–10
111-04950	<b>T50R</b>	200	4.6	50.0	225	PA66HS	Black (BK)	1–10
111-04882	<b>T50R</b>	200	4.6	50.0	225	PA66HS	Natural (NA)	1–10
111-06205	<b>T50M</b>	245	4.6	65.0	225	PA66HS	Natural (NA)	1–10

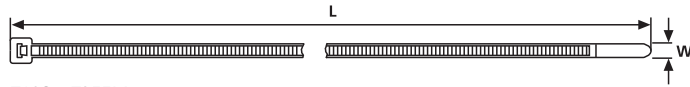
All dimensions in mm. Subject to technical changes.



Please Note for Product Specific Approvals please refer to the Appendix



### T Series, Polyamide 6.6 – Heat Stabilised



T18S – T255M

#### Material Data

Material	<b>Polyamide 6.6 Heat Stabilised (PA66HS)</b>
Operating Temperature	<b>-40 °C to +105 °C Continuous, (+145 °C for 500 h)</b>
Flammability	<b>UL94 V2</b>



#### Technical Table

Article-No.	Type	Length (L)	Width (W)	Bundle Ø max.	Min. Tensile Strength (N)	Material	Colour	Application Tool
Polyamide 6.6 Heat Stabilised								
111-05259	<b>T50I</b>	300	4.6	85.0	225	PA66HS	Natural (NA)	1–10
117-05250	<b>T50I</b>	300	4.6	85.0	225	PA66HS	Black (BK)	1–10
111-05435	<b>T50L</b>	390	4.6	110	225	PA66HS	Black (BK)	1–10
111-05436	<b>T50L</b>	390	4.6	110	225	PA66HS	Natural (NA)	1–10
111-05059	<b>T80R</b>	210	4.7	55.0	355	PA66HS	Natural (NA)	1–10
117-08070	<b>T80R</b>	210	4.7	55.0	355	PA66HS	Black (BK)	1–10
111-08259	<b>T80I</b>	300	4.7	85.0	355	PA66HS	Natural (NA)	1–10
111-08250	<b>T80I</b>	300	4.7	85.0	355	PA66HS	Black (BK)	1–10
111-05459	<b>T80L</b>	390	4.7	110	355	PA66HS	Natural (NA)	1–10
111-00388	<b>T80L</b>	390	4.7	110	355	PA66HS	Black (BK)	1–10
111-12850	<b>T120S</b>	225	7.6	55.0	535	PA66HS	Black (BK)	6–10
111-12824	<b>T120S</b>	225	7.6	55.0	535	PA66HS	Natural (NA)	6–10
111-12240	<b>T120I</b>	300	7.6	80.0	535	PA66HS	Black (BK)	6–10
111-12249	<b>T120I</b>	300	7.6	80.0	535	PA66HS	Natural (NA)	6–10
111-12050	<b>T120R(E)</b>	380	7.6	100	535	PA66HS	Black (BK)	6–10
111-12059	<b>T120R(E)</b>	380	7.6	100	535	PA66HS	Natural (NA)	6–10
111-00153	<b>T120M</b>	460	7.6	130	535	PA66HS	Black (BK)	6–10
111-12719	<b>T120XM</b>	600	7.6	175	535	PA66HS	Natural (NA)	6–10
111-12700	<b>T120XM</b>	600	7.6	175	535	PA66HS	Black (BK)	6–10
111-12440	<b>T120L</b>	760	7.6	225	535	PA66HS	Black (BK)	6–10
111-12449	<b>T120L</b>	760	7.6	225	535	PA66HS	Natural (NA)	6–10
111-15050	<b>T150R(H)</b>	365	7.6	100	670	PA66HS	Black (BK)	6–10
111-15069	<b>T150R(H)</b>	365	7.6	100	670	PA66HS	Natural (NA)	6–10
111-15609	<b>T150M</b>	530	8.9	150	780	PA66HS	Black (BK)	6–9
111-15410	<b>T150L</b>	820	8.8	245	780	PA66HS	Black (BK)	6–9
111-15510	<b>T150XL</b>	1095	8.9	330	780	PA66HS	Black (BK)	6–9

All dimensions in mm. Subject to technical changes.

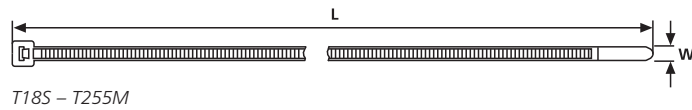


Please Note for Product Specific Approvals please refer to the Appendix





## T Series



## Material Data

Material	<b>Polyamide 6.6 Heat and UV Stabilised (PA66HSW)</b>
Operating Temperature	<b>-40 °C to +105 °C continuous</b>
Flammability	<b>UL94 V2</b>



## Material Data

Material	<b>Polyamide 6.6 High Impact Modified (PA66HIR)</b>
Operating Temperature	<b>-40 °C to +80 °C Continuous, (+105 °C for 500 h)</b>
Flammability	<b>UL94 HB</b>



## Material Data

Material	<b>Polyamide 6.6 High Impact Modified, Heat Stabilised (PA66HIRHS)</b>
Operating Temperature	<b>-40 °C to +110 °C continuous</b>
Flammability	<b>UL94 HB</b>



## Material Data

Material	<b>Polyamide 6.6 V0 (PA66V0)</b>
Operating Temperature	<b>-40 °C to +85 °C Continuous, (+105 °C for 500 h)</b>
Flammability	<b>UL94 V0</b>



## Technical Table

Article-No.	Type	Length (L)	Width (W)	Bundle Ø max.	Min. Tensile Strength (N)	Material	Colour	Application Tool
Polyamide 6.6 Heat Stabilised, UV Stabilised								
111-01916	<b>T18R</b>	100	2.5	22.0	80	PA66HSW	Black (BK)	1-3, 5
111-03071	<b>T30R</b>	150	3.5	35.0	135	PA66HSW	Black (BK)	1-3, 5
111-04907	<b>T50R</b>	200	4.6	50.0	225	PA66HSW	Black (BK)	1-10
111-05253	<b>T50I</b>	300	4.6	85.0	225	PA66HSW	Black (BK)	1-10
111-05472	<b>T50L</b>	390	4.6	110	225	PA66HSW	Black (BK)	1-10
111-12822	<b>T120S</b>	225	7.6	55.0	535	PA66HSW	Black (BK)	6-10
Polyamide 6.6 High Impact Modified								
111-25500	<b>T255S</b>	225	12.5	55.0	1115	PA66HIRHS	Black (BK)	7-9
111-25400	<b>T255R</b>	515	12.5	145	1115	PA66HIR	Black (BK)	7-9
111-25300	<b>T255M</b>	560	12.5	160	1115	PA66HIR	Black (BK)	7-9
Polyamide 6.6 V0 rated								
111-91819	<b>T18R</b>	100	2.5	22.0	80	PA66V0	White (WH)	1-3, 5
111-02043	<b>T18L</b>	205	2.5	55.0	80	PA66V0	White (WH)	1-3, 5
111-93019	<b>T30R</b>	150	3.5	35.0	135	PA66V0	White (WH)	1-3, 5
111-95019	<b>T50R</b>	200	4.6	50.0	225	PA66V0	White (WH)	1-10
111-00317	<b>T50I</b>	300	4.6	85.0	225	PA66V0	White (WH)	1-10
111-91210	<b>T120R(E)</b>	380	7.6	100	535	PA66V0	White (WH)	6-10

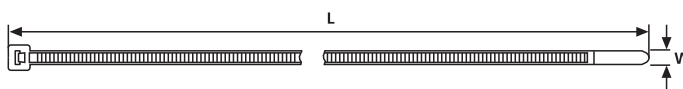
All dimensions in mm. Subject to technical changes.



Please Note for Product Specific Approvals please refer to the Appendix





### T Series




T18S – T255M

Material Data	
Material	Ethylenterafluorineethylene - Tefzel (E/TFE)
Operating Temperature	-80 °C to +150 °C continuous
Flammability	UL94 V0

Tefzel® is a registered trademark of DuPont.

Material Data	
Material	Polyamide 4.6 (PA46)
Operating Temperature	-40 °C to +150 °C for 5000 h, (+195 °C for 500 h)
Flammability	UL94 V2



Technical Table

Article-No.	Type	Length (L)	Width (W)	Bundle Ø max.	Min. Tensile Strength (N)	Material	Colour	Application Tool
TEFZEL/ETFE								
111-01923	<b>T18R(U)</b>	100	2.5	22.0	40	E / TFE	Blue (BU)	1–3, 5
111-03343	<b>T30L</b>	198	3.6	50.0	66	E / TFE	Blue (BU)	1–3, 5
111-05026	<b>T50R(U)</b>	200	4.6	50.0	158	E / TFE	Blue (BU)	1–10
111-12826	<b>T120S</b>	225	7.6	55.0	311	E / TFE	Blue (BU)	6–10
111-12026	<b>T120R</b>	380	7.6	100	311	E / TFE	Blue (BU)	6–10
Polyamide 4.6 High Temp.								
111-01831	<b>T18R</b>	100	2.5	22.0	80	PA46	Natural (NA)	1–3, 5
114-03379	<b>T30R</b>	150	3.5	35.0	135	PA46	Natural (NA)	1–3, 5
111-00264	<b>T30R</b>	150	3.5	35.0	135	PA46	Grey (GY)	1–3, 5
114-04979	<b>T50R</b>	200	4.6	50.0	225	PA46	Natural (NA)	1–10
111-05220	<b>T50I</b>	300	4.6	85.0	225	PA46	Natural (NA)	1–10
114-05779	<b>T50L</b>	390	4.6	110	225	PA46	Natural (NA)	1–10
114-12179	<b>T120R(E)</b>	380	7.6	100	535	PA46	Natural (NA)	6–10
111-12401	<b>T120L</b>	760	7.6	225	535	PA46	Black (BK)	6–10

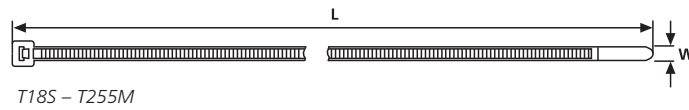
All dimensions in mm. Subject to technical changes.



Please Note for Product Specific Approvals please refer to the Appendix



## T Series



## Material Data

Material	<b>Polyamide 6.6 High Impact Modified scan black (PA66HIR(S))</b>
Operating Temperature	<b>-40 °C to +80 °C Continuous, (+105 °C for 500 h)</b>
Flammability	<b>UL94 HB</b>



## Material Data

Material	<b>Polypropylene (PP)</b>
Operating Temperature	<b>-40 °C to +85 °C Continuous, (+105 °C for 500 h)</b>
Flammability	<b>UL94 HB</b>



## Technical Table

Article-No.	Type	Length (L)	Width (W)	Bundle Ø max.	Min. Tensile Strength (N)	Material	Colour	Application Tool
Polyamide 6.6 High Impact Modified scan black (PA66HIR(S))								
111-04890	<b>T50R</b>	200	4.6	50.0	225	PA66HIR(S)	Black (BK)	1–10
111-00222	<b>T50I</b>	300	4.6	85.0	225	PA66HIR(S)	Black (BK)	1–10
111-05441	<b>T50L</b>	390	4.6	110	225	PA66HIR(S)	Black (BK)	1–10
111-12203	<b>T120I</b>	300	7.6	80.0	535	PA66HIR(S)	Black (BK)	6–10
111-12032	<b>T120R(E)</b>	380	7.6	100	535	PA66HIR(S)	Black (BK)	6–10
111-12402	<b>T120L</b>	760	7.6	225	535	PA66HIR(S)	Black (BK)	6–10
Polypropylene (PP)								
111-01918	<b>T18R</b>	100	2.5	19.0	49	PP	Black (BK)	1–3, 5
111-01922	<b>T18R</b>	100	2.5	19.0	49	PP	Natural (NA)	1–3, 5
111-00471	<b>T30R</b>	150	3.5	35.0	89	PP	Natural (NA)	1–3, 5
111-00472	<b>T30R</b>	150	3.5	35.0	89	PP	Black (BK)	1–3, 5
111-04928	<b>T50R</b>	200	4.6	50.0	133	PP	Black (BK)	1–10
111-04931	<b>T50R</b>	200	4.6	50.0	133	PP	Natural (NA)	1–10
111-12827	<b>T120S</b>	225	7.6	55.0	267	PP	Black (BK)	6–10
111-00475	<b>T120R</b>	380	7.6	100	267	PP	Natural (NA)	6–10
111-12066	<b>T120R</b>	380	7.6	100	267	PP	Black (BK)	6–10

All dimensions in mm. Subject to technical changes.

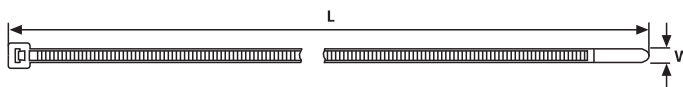


Please Note for Product Specific Approvals please refer to the Appendix

# Cable Ties



## T Series



T18S – T255M

Material Data	
Material	<b>Polyamide 6.6 (PA66)</b>
Operating Temperature	<b>-40 °C to +85 °C Continuous, (+105 °C for 500 h)</b>
Flammability	<b>UL94 V2</b>



Technical Table

Article-No.	Type	Length (L)	Width (W)	Bundle Ø max.	Min. Tensile Strength (N)	Material	Colour	Application Tool
Polyamide 6.6 Colours								
116-01816	<b>T18R</b>	100	2.5	22.0	80	PA66	Blue (BU)	1-3, 5
111-01815	<b>T18R</b>	100	2.5	22.0	80	PA66	Green (GN)	1-3, 5
111-01812	<b>T18R</b>	100	2.5	22.0	80	PA66	Red (RD)	1-3, 5
111-01810	<b>T18R</b>	100	2.5	22.0	80	PA66	Yellow (YE)	1-3, 5
111-03008	<b>T30R</b>	150	3.5	35.0	135	PA66	Blue (BU)	1-3, 5
111-03014	<b>T30R</b>	150	3.5	35.0	135	PA66	Green (GN)	1-3, 5
111-03004	<b>T30R</b>	150	3.5	35.0	135	PA66	Red (RD)	1-3, 5
111-03006	<b>T30R</b>	150	3.5	35.0	135	PA66	Yellow (YE)	1-3, 5
111-03312	<b>T30L</b>	190	3.5	50.0	135	PA66	Blue (BU)	1-3, 5
111-00193	<b>T30L</b>	190	3.5	50.0	135	PA66	Green (GN)	1-3, 5
111-00196	<b>T30L</b>	190	3.5	50.0	135	PA66	Red (RD)	1-3, 5
111-03309	<b>T30L</b>	190	3.5	50.0	135	PA66	Yellow (YE)	1-3, 5
111-04800	<b>T50R</b>	200	4.6	50.0	225	PA66	Blue (BU)	1-10
111-04801	<b>T50R</b>	200	4.6	50.0	225	PA66	Green (GN)	1-10
111-04804	<b>T50R</b>	200	4.6	50.0	225	PA66	Red (RD)	1-10
111-04805	<b>T50R</b>	200	4.6	50.0	225	PA66	Yellow (YE)	1-10
111-05202	<b>T50I</b>	300	4.6	85.0	225	PA66	Blue (BU)	1-10
111-00284	<b>T50I</b>	300	4.6	85.0	225	PA66	Green (GN)	1-10
111-05203	<b>T50I</b>	300	4.6	85.0	225	PA66	Red (RD)	1-10
111-05208	<b>T50I</b>	300	4.6	85.0	225	PA66	Yellow (YE)	1-10
111-05404	<b>T50L</b>	390	4.6	110	225	PA66	Blue (BU)	1-10
111-05402	<b>T50L</b>	390	4.6	110	225	PA66	Green (GN)	1-10
111-05406	<b>T50L</b>	390	4.6	110	225	PA66	Red (RD)	1-10
111-05428	<b>T50L</b>	390	4.6	110	225	PA66	Yellow (YE)	1-10
116-08016	<b>T80R</b>	210	4.7	55.0	355	PA66	Blue (BU)	1-10
116-08015	<b>T80R</b>	210	4.7	55.0	355	PA66	Green (GN)	1-10
116-08012	<b>T80R</b>	210	4.7	55.0	355	PA66	Red (RD)	1-10
116-08014	<b>T80R</b>	210	4.7	55.0	355	PA66	Yellow (YE)	1-10
116-05416	<b>T80L</b>	390	4.7	110	355	PA66	Blue (BU)	1-10
116-05415	<b>T80L</b>	390	4.7	110	355	PA66	Green (GN)	1-10
116-05412	<b>T80L</b>	390	4.7	110	355	PA66	Red (RD)	1-10
116-05414	<b>T80L</b>	390	4.7	110	355	PA66	Yellow (YE)	1-10
111-12004	<b>T120R(E)</b>	380	7.6	100	535	PA66	Blue (BU)	6-10
111-12001	<b>T120R(E)</b>	380	7.6	100	535	PA66	Green (GN)	6-10
111-12002	<b>T120R(E)</b>	380	7.6	100	535	PA66	Red (RD)	6-10
111-12003	<b>T120R(E)</b>	380	7.6	100	535	PA66	Yellow (YE)	6-10

All dimensions in mm. Subject to technical changes.



Please Note for Product Specific Approvals please refer to the Appendix