

Summary shell housings and accessories



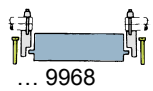
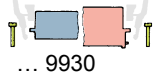
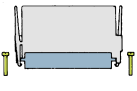

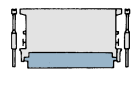

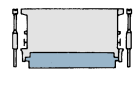

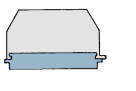





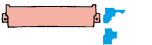


Appropriate connectors in shell housings	Types B, C, D, E, har-bus® 64	Types 2C, 3C	Type F	Types F, H, MH	Types E, F, H, MH	
Check list: How to order shell housings and accessories. The Part number is stated.						
Shell housings	C 09 02 064 0501 09 02 064 0502 09 03 096 0501 09 05 048 0501	2C, 3C 09 23 048 0501 09 25 030 0501	A 09 06 048 0501 09 06 048 0402	B 09 06 048 0503 09 06 048 0504 09 06 048 0505	G 09 06 000 9957	
Cable insert	09 02 000 9910 09 02 000 9911			09 06 000 9914 09 06 000 9915		
Insert for LED				09 06 000 9917		
Locking lever <small>Order 2 pieces, in some cases each with different Part Nos. for left and right hand</small>	09 02 000 9902 09 02 000 9903	Supplied with the shell housing	Supplied with the shell housing	09 06 000 9913 09 06 000 9919		
Locking screws <small>Order 2 sets</small>	for fixing elements with male connectors 🔩 M 2.5 x 16 🔩 M 2.5	09 02 000 9909 🔩 M 2.5 x 16 🔩 M 2.5	🔩 M 2.5 x 12 🔩 M 2.5	09 06 000 9926 🔩 M 2.5 x 20 🔩 M 2.5	Supplied with the shell housing	
	for interface connectors I 🔩 M 2.5 x 16 🔩 M 2.5		🔩 M 2.5 x 22 Supplied with the interface connector I	09 06 000 9955 🔩 M 2.5 x 26	Supplied with the shell housing	
Fixing brackets for 19" racks for male connectors	C 	C 	A 	B 	B 	
	Multiple left fixing	09 02 000 9919	09 02 000 9919	09 06 000 9901	09 06 000 9907 09 06 000 9966	09 06 000 9907 09 06 000 9966
	Multiple right fixing	09 02 000 9920	09 02 000 9920	09 06 000 9902	09 06 000 9908 09 06 000 9967	09 06 000 9908 09 06 000 9967
	Single left fixing	09 02 000 9921	09 02 000 9921	09 06 000 9905	09 06 000 9909 09 06 001 9934	09 06 000 9909 09 06 001 9934
	Single right fixing	09 02 000 9922	09 02 000 9922	09 06 000 9906	09 06 000 9910 09 06 001 9935	09 06 000 9910 09 06 001 9935
	for female connectors				B 	
Multiple left fixing				09 06 000 9933		
Multiple right fixing				09 06 000 9933		
Fixing brackets for angled male connectors on pcb	C 	C 				
	left right	09 02 000 9926 09 02 000 9927	09 02 000 9926 09 02 000 9927			
Fixing brackets for inverse male connectors on pcb	R 	R 				
	R 1 R 32	09 02 000 9953 09 02 000 9954	09 02 000 9953 09 02 000 9954			
Distance fixing brackets for piggyback connectors						
	Type D top	09 04 000 9907			09 04 000 9907	
	Type E bottom	09 04 000 9906			09 04 000 9906	
	Type F top bottom	09 06 000 9936 09 06 000 9937			09 06 000 9936 09 06 000 9937	
Protection strip for 20 mm shell housing				09 06 000 9929		
Protection and fixing strip for 20 mm shell housing				09 06 001 9909		

Female connectors Male connectors



Detailed system description see chapter 00

Summary shell housings and accessories



Appropriate connectors in shell housings	Types F, H, MH	Types F, H, MH	Types F, H, MH	Types F, H, MH	Types F, H, MH
<p>Check list: How to order shell housings and accessories.</p> <p>The Part number is stated.</p>	 ... 9968  ... 9930	 	 	 	 
Shell housings	<p>O</p> <p>09 06 000 9968 09 06 000 9930°</p> <p>° order 2 pieces</p>	<p>D 15</p> <p>09 06 048 0515</p>	<p>D 20</p> <p>09 06 048 0521 09 06 048 0522</p>	<p>D 20 metallised</p> <p>09 06 948 0521 09 06 948 0522</p>	<p>D 20 metal</p> <p>09 06 848 0550 09 06 848 0551</p>
Cable insert			<p>09 06 000 9988 09 06 000 9989</p>	<p>09 06 900 9988</p>	
Insert for LED			<p>09 06 000 9986 09 06 000 9987</p>	<p>09 06 900 9986 09 06 900 9987</p>	
<p>Locking lever</p> <p>Order 2 pieces, in some cases each with different Part Nos. for left and right hand</p>		<p>Supplied with the shell housing</p>			
<p>Locking screws</p> <p>Order 2 sets for fixing elements with male connectors for interface connectors I</p>	<p>09 06 000 9926</p> <p>⚙ M 2.5 x 20 ⚙ M 2.5</p>	<p>09 06 000 9926</p> <p>⚙ M 2.5 x 16 ⚙ M 2.5</p>	<p>Supplied with the shell housing</p>	<p>Supplied with the shell housing</p>	<p>Supplied with the shell housing</p>
<p>Shroud</p> <p>for screw fixing with interface connector I</p>	—	—	<p>09 06 001 9964</p>	<p>09 06 001 9964</p>	—
<p>Fixing brackets</p> <p>for 19" racks</p> <p>for male connectors</p>	<p>B</p> 	<p>B</p> 	<p>B</p> 	<p>B</p> 	<p>B</p> 
<p>Multiple fixing</p> <p>left</p>	<p>09 06 000 9907 09 06 000 9966</p>	<p>09 06 000 9907 09 06 000 9966</p>	<p>09 06 000 9907 09 06 000 9966 09 06 000 9995 09 06 000 9997</p>	<p>09 06 900 9907 09 06 900 9966 09 06 900 9995 09 06 900 9997</p>	<p>09 06 900 9997</p>
<p>right</p>	<p>09 06 000 9908 09 06 000 9967</p>	<p>09 06 000 9908 09 06 000 9967</p>	<p>09 06 000 9908 09 06 000 9967 09 06 000 9996 09 06 000 9998</p>	<p>09 06 900 9908 09 06 900 9967 09 06 900 9996</p>	<p>09 06 900 9996</p>
<p>Single fixing</p> <p>left</p>	<p>09 06 000 9909 09 06 001 9934</p>	<p>09 06 000 9909 09 06 001 9934</p>	<p>09 06 000 9909 09 06 001 9934</p>	<p>09 06 900 9909 09 06 901 9934</p>	<p>09 06 800 9943 09 06 901 9924</p>
<p>right</p>	<p>09 06 000 9910 09 06 001 9935</p>	<p>09 06 000 9910 09 06 001 9935</p>	<p>09 06 000 9910 09 06 001 9935</p>	<p>09 06 900 9910 09 06 901 9935</p>	<p>09 06 800 9944 09 06 901 9925</p>
<p>for female connectors</p>	<p>B</p> 	<p>B</p> 			
<p>Multiple fixing</p> <p>left right</p>	<p>only ... 9930</p> <p>09 06 000 9933 09 06 000 9933</p>	<p>09 06 000 9933 09 06 000 9933</p>			
<p>Protection and fixing strip</p> <p>for 20 mm shell housing</p>			<p>09 06 001 9909</p>	<p>09 06 901 9909</p>	

Shell housings

 Female connectors  Male connectors

Detailed system description see chapter 00