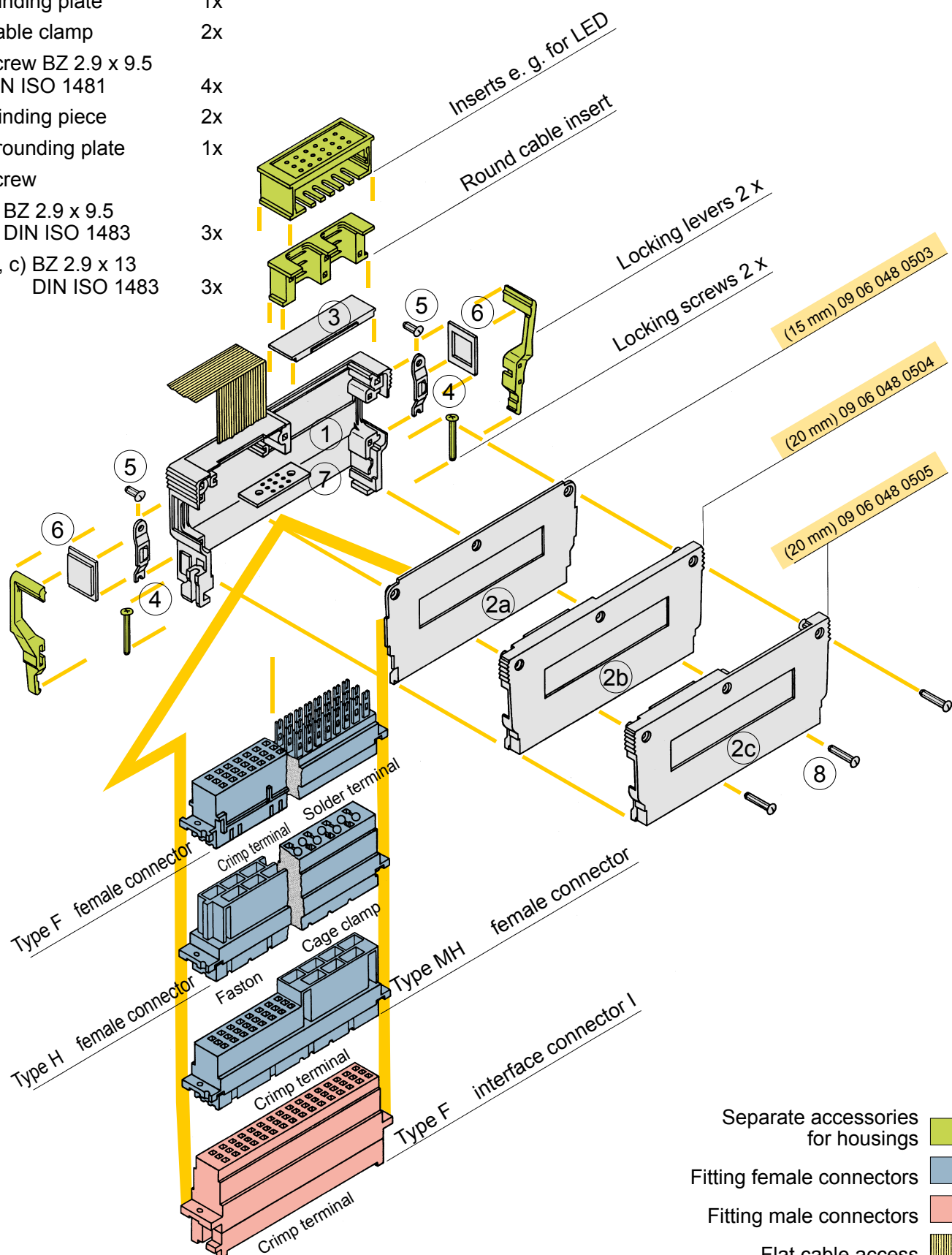



Shell housing B for types F, H and MH



- ① Shell 1x
- ② Cover 1x
- ③ Blinding plate 1x
- ④ Cable clamp 2x
- ⑤ Screw BZ 2.9 x 9.5
DIN ISO 1481 4x
- ⑥ Blinding piece 2x
- ⑦ Grounding plate 1x
- ⑧ Screw
 - a) BZ 2.9 x 9.5
DIN ISO 1483 3x
 - b), c) BZ 2.9 x 13
DIN ISO 1483 3x



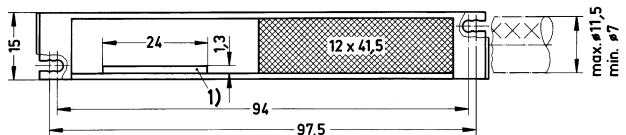


Identification Part number Drawing Dimensions in mm

Shell housing B

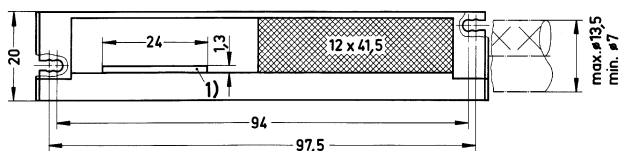
I

15 mm
09 06 048 0503



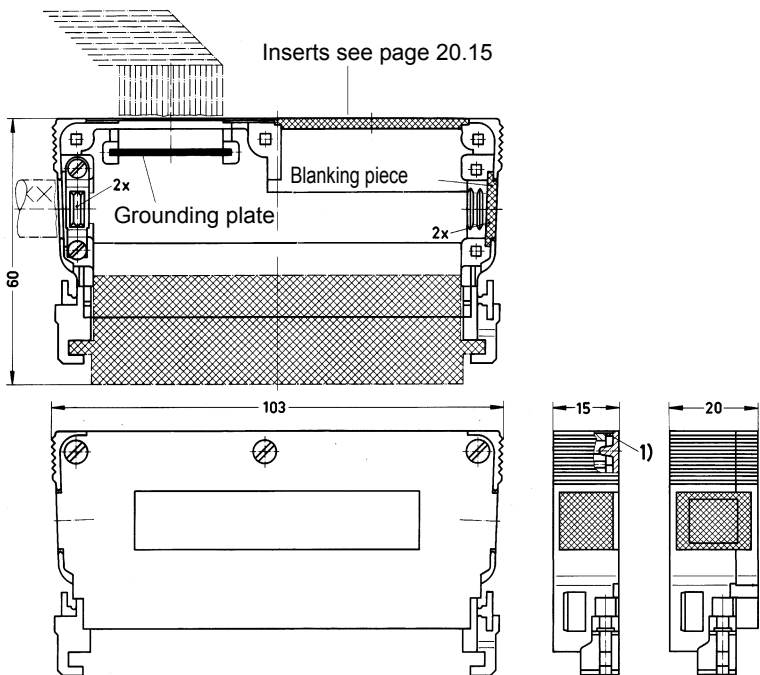
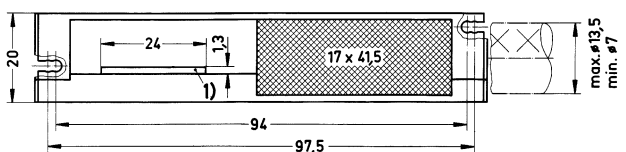
II

20 mm
09 06 048 0504




III

20 mm
09 06 048 0505



1) Possible access for flat cable (18 x Ø 1.27). Remove the blanking piece




Accessories

Identification	Part number	Drawing	Dimensions in mm
Locking lever for shell housing B 09 06 048 0503 ①	09 06 000 9913 ¹⁾		
09 06 048 0504 09 06 048 0505 1) Order 2 pieces for one shell housing	left 09 06 000 9913 ^{f)} right 09 06 000 9919 ^{f)}		
Locking screws ②	09 06 000 9926 ¹⁾		
Fixing brackets B for male connectors for 19" racks according to DIN EN 60 297, part 3-101 Multiple fixing without nut with nut M 2.5 DIN 562	left 09 06 000 9907 ^{f)} right 09 06 000 9908 ^{f)} left 09 06 000 9966 ^{f)} right 09 06 000 9967 ^{f)}		
Single fixing without nut ③ with nut M 2.5 DIN 562	left 09 06 000 9909 ^{f)} right 09 06 000 9910 ^{f)} left 09 06 001 9934 right 09 06 001 9935		

Shell housings

^{f)} Railway classification NFF 16-101, Smoke index: F1, Flammability class: I2



Accessories

Identification	Part number	Drawing	Dimensions in mm
<p>Fixing brackets B for female connectors for 19" racks according to DIN EN 60297, part 3-101</p> <p>Multiple fixing</p> <p>Ⓚ</p> <p>¹⁾ Order 2 pieces for one female connector</p>	09 06 000 9933 ¹⁾	<p>M 2.5 x 8 DIN EN ISO 12072²⁾</p> <p>Female connector type F</p> <p>2x 09 06 000 9912</p>	
<p>Round cable insert 2 x \varnothing 10</p> <p>for shell housings B 09 06 048 0503 09 06 048 0504</p> <p>Supplied with: Round cable insert 1x Blinding piece 1x</p>	09 06 000 9914	<p>max. \varnothing 10 min. \varnothing 7</p>	
<p>Round cable insert 2 x \varnothing 12.5</p> <p>Ⓛ</p> <p>for shell housing B 09 06 048 0505</p> <p>Supplied with: Round cable insert 1x Blinding piece 1x</p>	09 06 000 9915	<p>max. \varnothing 12.5 min. \varnothing 7</p>	
<p>Insert for LED</p> <p>Ⓜ</p> <p>for shell housing B 09 06 048 0505</p>	09 06 000 9917	<p>pcb 35.5 x 17 x 1.5</p>	
<p>Protection strip</p> <p>Ⓨ</p> <p>Used with shell housings type B for front side access 09 06 048 0504 09 06 048 0505</p>	09 06 000 9929	<p>128,5</p> <p>88,9±0,1</p> <p>09 06 000 9909</p> <p>09 06 000 9910</p> <p>Male connector type F</p>	