
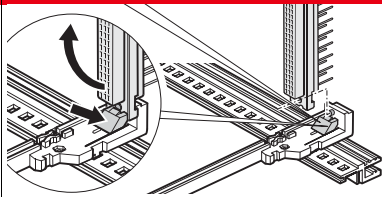


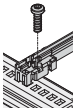
# Desk-top cases – RatiopacPro/ -air

## GUIDE RAILS FOR PLUG-IN UNITS AND MODULES, ONE-PIECE, GROOVE WIDTH 2 MM AND 2.5 MM

### ORDER INFORMATION

			For plug-in units and frame type plug-in units Standard	With DIN connector fixing as standard
<b>Assembly</b> - can be clipped into Al extruded horizontal rails - can be clipped into 1.5 mm thick plates  <b>Storage temperature</b> from -40 °C ... 130 °C			 <p>Up to 220 mm length, PBT, UL 94 V-0; from 280 mm length, multi-piece, end piece PBT, UL 94 V-0, central section Al extrusion</p>	 <p>PBT, UL 94 V-0, red, connector is clipped directly onto the guide rails; for euroboards 100 x 160 mm or 100 x 220 mm only</p>
Board lengths	Groove width	Colour		
mm	mm	mm	PU 10 pieces <sup>2)</sup>	1 pair (SPQ 10) <sup>1)</sup>
70	2	red	–	–
70	2	grey	–	–
160	2	red	<b>24560-351</b>	<b>64560-074</b>
220	2	red	<b>24560-353</b>	<b>64560-075</b>
280	2	red	<b>24560-379</b>	–
340	2	red	<b>24560-380</b>	–
160	2.5	red	–	–
220	2.5	red	–	–

### Accessories

Retention screw, PU 100 pieces		<b>24560-141</b>
ESD clip, PU 50 pieces		<b>24560-255</b>

1) SPQ (standard pack quantity): Order number includes 1 piece, but delivery is exclusively made in standard pack quantity (SPQ); please order at least the SPQ quantity or a multiple thereof

2) Part no. includes one packing unit (PU); delivery is exclusively made in PU

Description of accessories see from page 6.43

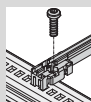
# Desk-top cases – RatiopacPro/ -air

## GUIDE RAILS TYPE "ACCESSORIES", ONE-PIECE, GROOVE WIDTH 2 MM AND 2.5 MM

### ORDER INFORMATION

			Guide rail type "Accessories"	"Accessories" strengthened	For heavy modules, Al extrusion, silver, robust version
<b>Assembly</b> - can be clipped into horizontal rails in Al extrusion - can be clipped into 1.5 mm thick plate  <b>Storage temperature</b> from -40 °C ... +130 °C			 <p>Up to 220 mm length, PBT, UL 94 V-0;            &gt; 280 mm length, multi-piece,            end piece PBT, UL 94V-0,            middle section Al extrusion</p>	 <p>PBT UL 94V-0, red;            support beam of guide rails            adds to strengthening</p>	 <p>Al extrusion; is screwed to horizontal rail "heavy"            with retention screws</p>
Board lengths mm	Groove width mm	Colour mm	PU 10 pieces <sup>2)</sup>	1 piece (SPQ 50) <sup>1)</sup>	1 piece (SPQ 10) <sup>1)</sup>
100	2	red	–	–	–
160	2	red	<b>24560-373</b>	<b>64560-076</b>	–
160	2	grey	–	–	<b>34562-881</b>
220	2	red	<b>24560-374</b>	<b>64560-078</b>	–
220	2	grey	–	–	<b>34562-882</b>
280	2	red/silver	<b>24560-375</b>	<b>64560-080</b>	<b>34562-883</b>
340	2	red/silver	<b>24560-376</b>	–	<b>34562-884</b>
400	2	red/silver	–	–	<b>34562-885</b>
160	2.5	silver	–	–	<b>34564-881</b>
220	2.5	silver	–	–	<b>34564-882</b>
280	2.5	silver	–	–	<b>34564-883</b>
340	2.5	silver	–	–	<b>34564-884</b>
400	2.5	silver	–	–	<b>34564-885</b>

### Accessories

Retention screw, PU 100 pieces		<b>24560-141</b>	<b>24560-141</b>	<b>24560-157</b>
ESD clip, PU 50 pieces		<b>24560-255</b>		–
Board locking C, red, PU 10 pieces		<b>24560-377</b>		–
Board handle C, red, PU 10 pieces		<b>24560-378</b>		–
Identification strips for board handle, red, PU 1 sheet = 438 pieces		<b>60817-228</b>		–
Coding see page		6.43		–

1) SPQ (standard pack quantity): Order number includes 1 piece, but delivery is exclusively made in standard pack quantity (SPQ); please order at least the SPQ quantity or a multiple thereof

2) Part no. includes one packing unit (PU); delivery is exclusively made in PU

Description of accessories see from page 6.43

# Desk-top cases – RatiopacPro/ -air

## GUIDE RAILS FOR COMPACTPCI, VME64X WITH CODING, 4.4" PCBs, GROOVE WIDTH 2 MM AND 2.5 MM

### ORDER INFORMATION

			For CompactPCI, VME64x with coding In accordance with IEEE 1101.10 and IEC 60297-3-103	Offset 0.1" for power supply units in accordance with IEEE 1101.10 and IEC 60297-3-103	For 4.4" PCBs
<b>Assembly</b> - can be clipped into Al extruded horizontal rails - can be clipped into 1.5 mm thick plates  <b>Storage temperature</b> from -40 °C ... 130 °C			 <p>One-piece for groove width 2 mm, PBT, UL 94 V-0; multi-piece at groove width 2,5 mm, end-piece PBT, UL 94 V-0, center piece Al profile</p>	 <p>PBT, UL 94 V-0, for installation of power supplies in CompactPCI systems or plug-in units with SMD placement</p>	 <p>One-piece, PBT, UL 94 V-0; for 4.4" PCBs or drive units</p>
Board lengths mm	Groove width mm	Colour mm	PU 10 pieces <sup>2)</sup>	PU 10 pieces <sup>2)</sup>	PU 10 pieces
70	2	red	<b>24560-355</b>	–	–
70	2	grey	<b>24560-360</b>	–	–
160	2	red	<b>24560-356</b>	–	<b>24560-361</b>
160	2	grey	<b>24560-358</b>	–	–
160	2	green	–	<b>24560-359</b>	–
220	2	red	–	–	<b>24560-362</b>
220	2	grey	–	–	–
220	2	green	–	–	–
160	2.5	red	–	–	–
220	2.5	red	<b>24561-330</b>	–	–
220	2.5	grey	<b>24561-340</b>	–	–
280	2.5	red	<b>24561-331</b>	–	–
280	2.5	grey	<b>24561-341</b>	–	–
340	2.5	red	<b>24561-332</b>	–	–
340	2.5	grey	<b>24561-342</b>	–	–

### Accessories

ESD clip, PU 50 pieces	<b>24560-255</b>	–	–
ESD clips, for alignment pin, PU 50 pieces	<b>24560-256</b>	<b>24560-256</b>	–
Retention screw, PU 100 pieces	<b>24560-141</b>	<b>24560-141</b>	<b>24560-158</b>
Coding peg, PU 100 pieces	<b>20817-501</b>	<b>20817-501</b>	–

1) SPQ (standard pack quantity): Order number includes 1 piece, but delivery is exclusively made in standard pack quantity (SPQ); please order at least the SPQ quantity or a multiple thereof

2) Part no. includes one packing unit (PU); delivery is exclusively made in PU

Description of accessories see from page 6.43

### NOTE

- Reinforcement for plastic profiles (PVC) > 280 mm depth available on request