

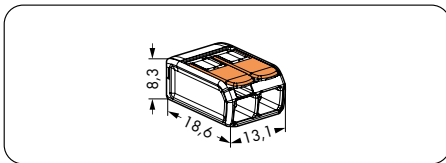
COMPACT Splicing Connectors for All Conductor Types 221 Series

0.2 - 4 mm ² "s+st" 0.14 - 4 mm ² "f-st" 450 V/4 kV/2 ① I _N 32 A 11 mm / 0.43 in ②	AWG 24 - 12	0.2 - 4 mm ² "s+st" 0.14 - 4 mm ² "f-st" 450 V/4 kV/2 ① I _N 32 A 11 mm / 0.43 in ②	AWG 24 - 12
---	-------------	---	-------------

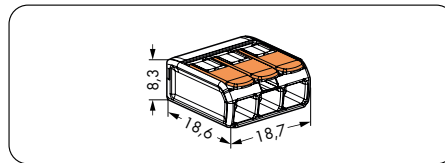


- ① in grounded power lines
450 V = rated voltage
4 kV = rated surge voltage
2 = pollution degree
(see Full Line Catalog, Volume 1, Section 14)
- ② Strip length, see packaging or instructions.

Item No.	Pack. Unit	Item No.	Pack. Unit
COMPACT splicing connector for all conductor types, 2-conductor connector, with levers,		COMPACT splicing connector for all conductor types, 3-conductor connector, with levers,	
max. continuous service temperature 105°C		max. continuous service temperature 105°C	
221-412	1000 (10x100)	221-413	500 (10x50)



Dimensions in mm



Dimensions in mm



Compact splicing connectors
Tool-free connection of up to 5 stripped fine-stranded conductors from 0.14 to 4 mm²/AWG 24 - 12, solid or stranded conductors from 0.2 to 4 mm²/AWG 24 - 12.

This is how it works:

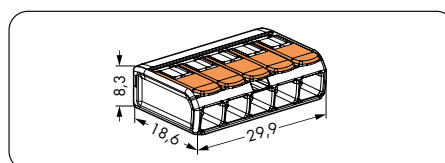
Open the clamping point using one of the orange operating levers until the lever is in vertical position. The conductor can now be inserted, then the lever can be returned to its rest position, flush with the connector housing.

The safety:

The specially designed rest position of the lever reliably prevents accidental unclamping of a connected conductor. Application safety, for any type of conductor (solid, stranded, fine-stranded), is confirmed by approvals like ENEC and UL.



Item No.	Pack. Unit
COMPACT splicing connector for all conductor types, 5-conductor connector, with levers,	
max. continuous service temperature 105°C	
221-415	400 (10x40)



Dimensions in mm