

Subracks – EuropacPRO

HORIZONTAL RAILS



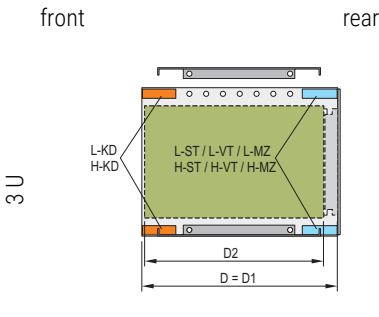
- Aluminium profile, surface anodised, conductive contact surfaces for EMC gaskets
- The horizontal rail is marked with sequential numbering (for sizes > 28 HP) to facilitate positioning of the guide rails
- Horizontal rails are fixed to the side panel using M4 bolts with torx 20 drive
- There are 3 different horizontal rails for different loading levels
 - light, for up to 7.5 kg
 - heavy, for 7.5 kg to 15 kg
 - rugged, for 15 kg to approx. 60 kg

MOUNTING POSITION OF THE HORIZONTAL RAILS

PCB as deep as side panel

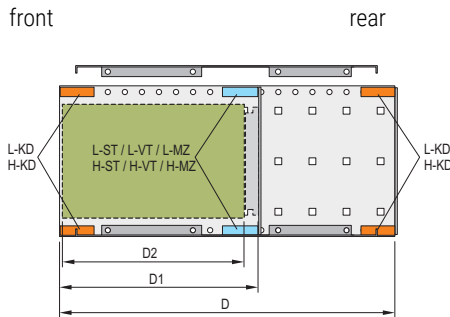
Cabling space behind backplane

Rear I/O installation
(CompactPCI, VME64x applications)



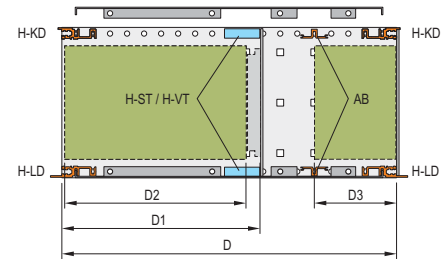
06112081

160, 220, 280 mm,



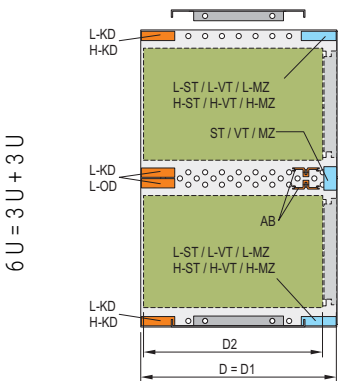
06112083

160, 220, 280 mm,



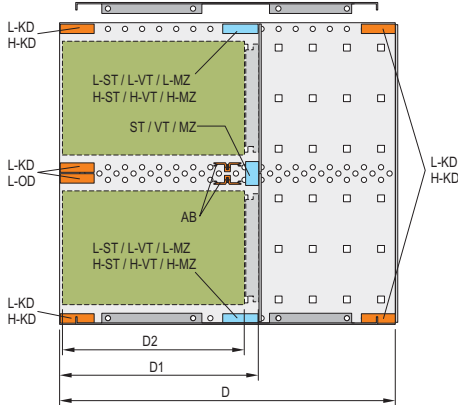
06112085

160 mm/80 mm



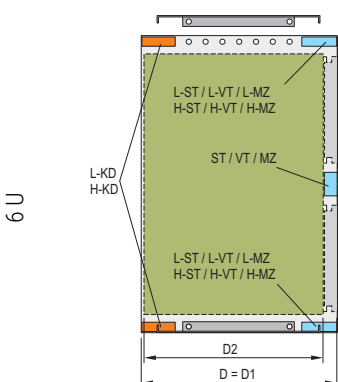
06112088

160, 220, 280 mm,



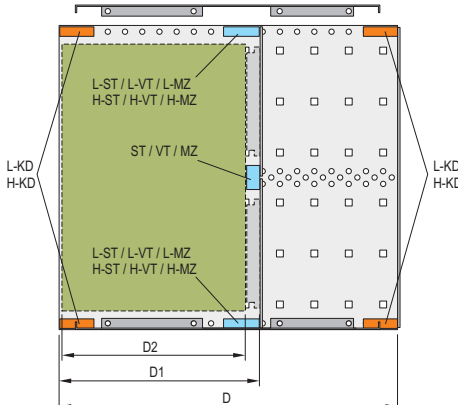
06112087

160, 220, 280 mm,



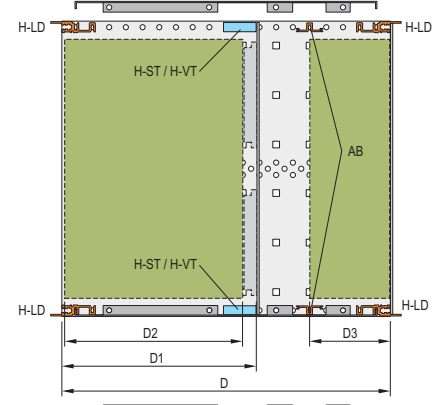
06112082

160, 220, 280 mm,



06112084

160, 220, 280 mm,



06112086

160 mm/80 mm

Subracks – EuropacPRO

FRONT HORIZONTAL RAILS

Assembly 3 U, 2 x 3 U, 6 U

"light" (L)

"heavy" (H)

"heavy" (H)

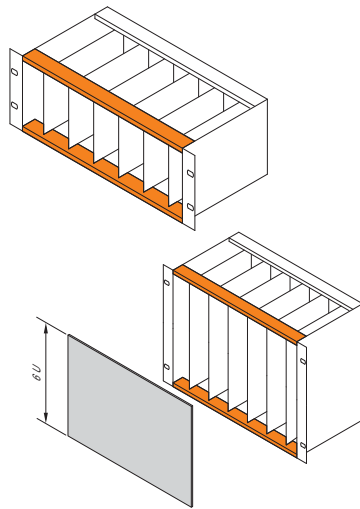


06197007

06197008

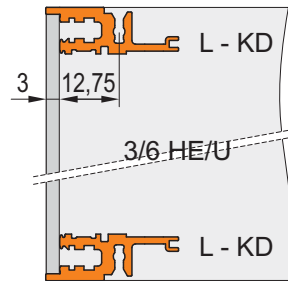
06197009

3 U/6 U



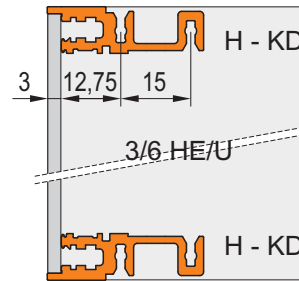
bza44980 bza44974

Short lip



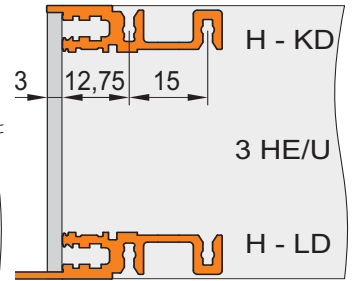
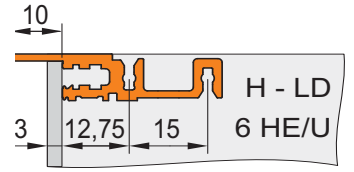
06105060

Short lip



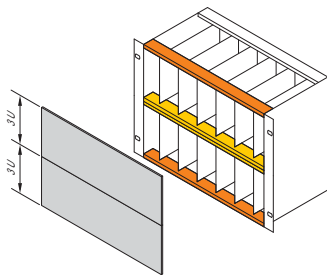
06105061

Long lip

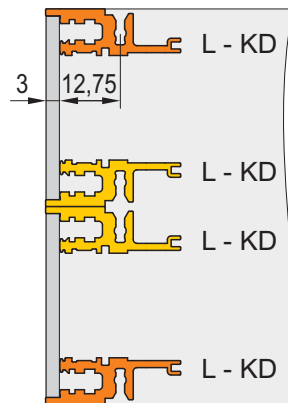


06108063

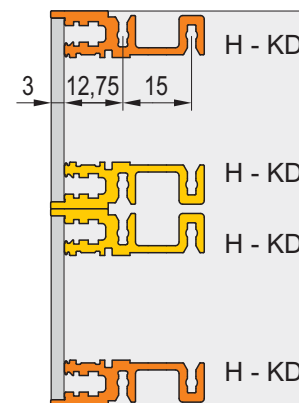
2 x 3 U



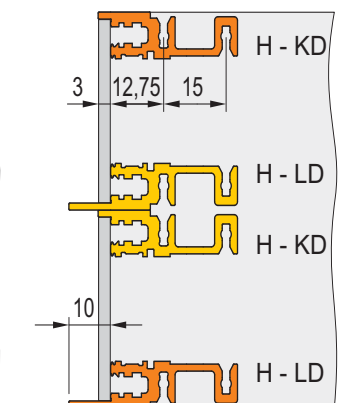
bza44972



06105062

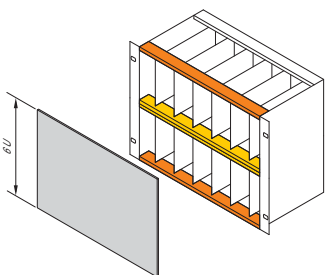


06105063

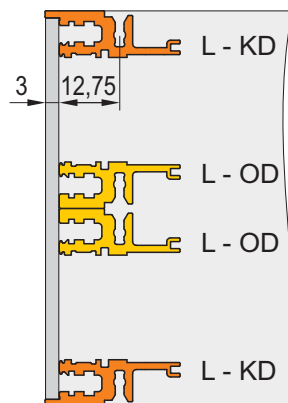


06108064

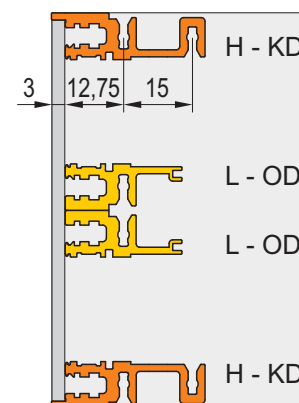
2 x 3 U, 6 U



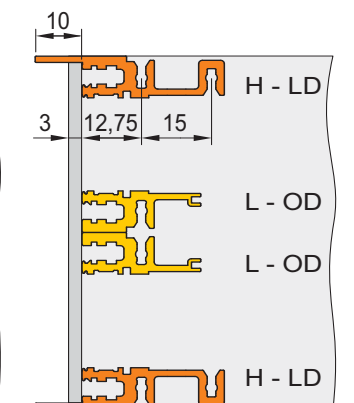
06105059



06105064



06105065



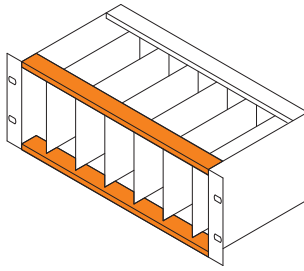




06108065

L-OD = Light - without lip, L-KD = Light - short lip, H-KD = Heavy - short lip, H-LD = Heavy - long lip

Subracks – EuropacPRO

FRONT HORIZONTAL RAILS

ORDER INFORMATION

		"light" Type L-OD without lip	"light" Type L-KD short lip	"heavy" Type H-KD short lip	With long lip for insertion/ extraction of CompactPCI and VME64x boards "heavy" Type H-LD long lip
 <small>bza44980</small>		 <small>06197006</small>	 <small>06197007</small>	 <small>06197008</small>	 <small>06197009</small>
With HP markings from 28 HP, Al extrusion, anodised finish, conductive contact surface		Al extrusion, anodised finish, conductive contact surface, with printed HP markings without lip: 2 x 3 U installation and continuous 6 U front panel	Al extrusion, anodised finish, conductive contact surface, with printed HP markings short lip: horizontal rail and front panel form a single plane	Al extrusion, anodised finish, conductive contact surface, with printed HP markings short lip: horizontal rail and front panel form a single plane	Al extrusion, anodised finish, conductive contact surface, with printed HP markings long lip: for insertion/extraction of CompactPCI or VME64x boards
Usable length HP	Length mm	1 piece (SPQ 10) ¹⁾	1 piece (SPQ 10) ¹⁾	1 piece (SPQ 10) ¹⁾	1 piece (SPQ 10) ¹⁾
20	106.68	34560-020	34560-120	34560-220	34560-320
28	147.32	34560-028	34560-128	34560-228	34560-328
40	208.28	34560-040	34560-140	34560-240	34560-340
42	218.44	34560-042	34560-142	34560-242	34560-342
63	325.12	34560-063	34560-163	34560-263	34560-363
84	431.80	34560-084	34560-184	34560-284	34560-384
-	1000	34560-001	34560-101	34560-201	34560-301
Screw, M4 x 14, PU 100 pieces		24560-130	24560-130	24560-130	24560-130
Screw, M4 x 10, required if guide rails are screwed to slot 1, PU 100 pieces		-	-	24560-155	24560-155
Threaded inserts see page		6.35	6.35	6.35	6.35

1) SPQ (standard pack quantity): Part number includes 1 piece, but delivery is exclusively made in standard pack quantity (SPQ);

please order at least the SPQ quantity or a multiple

"light": loading capacity up to approx. 7.5 kg; "heavy": loading capacity > 7.5 kg

NOTE

- 1000 mm version without M4 thread to front, without printed markings and without notch for 19"-bracket
- Rugged horizontal rails with 3 fixing holes see section "Rugged Subracks", page 6.99