




Description and Handling 255, 256, 257 and 2716 Series



Inserting/removing conductor via push-button - 256 Series.




Inserting/removing conductor via push-button - 255 Series.



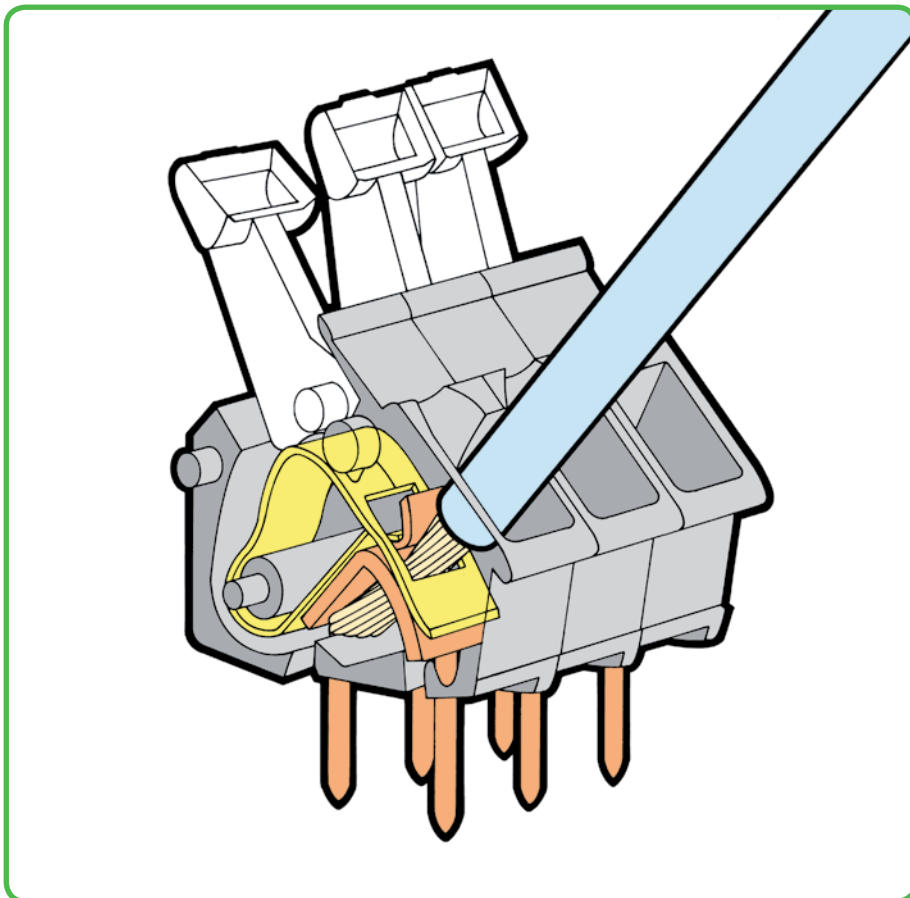
Inserting/removing conductor via finger-operated lever, manual operation - 255 Series.

Finger-operated levers




Inserting/removing conductor - manual operation - 256 Series.

255, 256 and 257 Series




Pin spacing 2.5/2.54 mm




Possible conductor arrangement with terminal strips staggered (for 256 Series only).

Formation of groups



Formation of groups using housings of different colors.

Testing



Testing with test probes.

Testing



Testing with test plug modules.



CAGE CLAMP® clamps the following copper conductors:*

solid



stranded



fine-stranded, also with tinned single strands

* For aluminum conductors, see notes in Section 11.