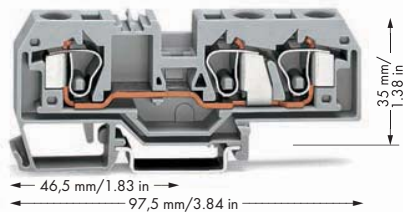
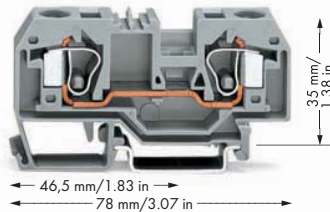


Through/Ground Conductor and Terminal Blocks 10 mm² 284 Series

0.2 - 10 mm ² 800 V/8 kV/3 ① I _N 57 A	AWG 24 - 8 600 V, 50 A ② 600 V, 54 A ③	0.2 - 10 mm ² 800 V/8 kV/3 ① I _N 57 A	AWG 24 - 8 600 V, 50 A ② 600 V, 54 A ③
Terminal block width 10 mm / 0.394 in 12 - 13 mm / 0.49 in ②		Terminal block width 10 mm / 0.394 in 12 - 13 mm / 0.49 in ②	



- ① 800 V = rated voltage
8 kV = rated surge voltage
3 = pollution degree
(also see Section 14)
- ② Strip length, see packaging or instructions.
- ③ Suitable for Ex e II applications
0.5 mm² - 10 mm²/AWG 20 - 8
550 V, 53 A
(also see Section 14)
- ④ See application notes for:
Test plug module, page 157
Banana plugs, page 158
Step-down jumper, pages 138 - 139


3

Item No.	Pack. Unit	Item No.	Pack. Unit
2-conductor through terminal block		3-conductor through terminal block	
gray 284-901	25	gray 284-681	25
blue 284-904	25	blue 284-684	25
orange 284-902	25	orange 284-682	25
light gray ④ 284-992	25	light gray ④ 284-993	25
2-conductor ground terminal block		3-conductor ground terminal block	
green-yellow 284-907	25	green-yellow 284-687	25
green-yellow ④ 284-907/999-950	25	green-yellow ④ 284-687/999-950	25



Inserting a finger guard seals unused conductor entries.

Item-Specific Accessories		Item-Specific Accessories	
End and intermediate plate, 2.5 mm thick		End and intermediate plate, 2.5 mm thick	
orange 284-328	100 (4x25)	orange 284-339	100 (4x25)
gray 284-325	100 (4x25)	gray 284-308	100 (4x25)
light gray 284-330	100 (4x25)	light gray 284-341	100 (4x25)
Separator, oversized, 2 mm thick		Separator, oversized, 2 mm thick	
orange 284-329	100 (4x25)	orange 284-340	100 (4x25)
gray 284-326	100 (4x25)	gray 284-309	100 (4x25)
light gray 284-331	100 (4x25)	light gray 284-342	100 (4x25)
Cover plate, 1 mm thick		Cover plate, 1 mm/0.039 in thick	
gray 284-357	25	gray 284-358	25
orange 284-367	25	orange 284-368	25



Snapping together test plug and spacer modules with spacer plates to assemble a multipole test plug module (max. 10 poles).

284 Series Accessories			
Appropriate marking systems: WMB/WFB (see Section 13)			
Adjacent jumper, insulated, I_N 57 A		Step-down jumper, insulated, I_N 30 A	
gray 284-402	100 (4x25)	gray 284-413	50 (2x25)
yellow-green 284-422	100 (4x25)		
Alternate jumper, insulated, I_N 57 A		Test plug adapter, 8 mm wide, for terminal blocks 1.5 - 10 mm², for test plug 4 mm Ø	
gray 284-409	50 (2x25)	gray 209-170	50 (2x25)
Protective warning marker, with high-voltage symbol, black, for 5 terminal blocks		Banana plug, for socket 4 mm Ø, color mixed	
yellow 284-415	50 (2x25)	215-111	50
Finger guard, touchproof cover protects unused conductor entries		B-type test plug module, can be snapped together, 8 mm wide	
yellow 284-400	100 (4x25)	gray 709-310	100 (4x25)
Step-down jumper, insulated, I_N 15 A		B-type spacer plate, can be snapped together, 2 mm wide	
gray 284-414	50 (2x25)	gray 709-312	100 (4x25)

For list of approvals and user guide, see pages 540 and 542.