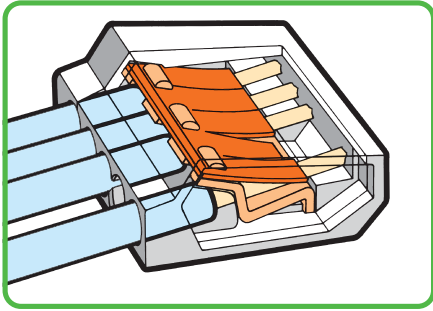



PUSH WIRE® Connectors for Junction Boxes, 273 Series - Description and Handling -



Strip length




Strip solid conductor to 10 - 13 mm / 0.45 in.

PUSH WIRE® connection



Termination: Insert stripped solid conductor fully.

PUSH WIRE® connection




Removal: Hold conductor to be removed and twist alternately left and right while pulling the connector.

Testing



Testing



Applications



PUSH WIRE® connectors used in a cable duct with double power outlet



Packing unit



Wholesale package with 10 boxes for use on site



PUSH WIRE® clamps the following copper conductors:*

solid

* Use contact paste "Alu-Plus" when connecting aluminum conductors
Item No. 249-130

Mounting Carrier for PUSH WIRE® Connectors for DIN 35 Rail or Screw Mount 273 Series




Snap off cover.



Cover use as end plate.



Snapping on to carrier rail.



Removing from the carrier rail.

PUSH WIRE® connectors in distribution boxes

During junction box changes or expansions, conductors often require extensions or additional clamping points. Individual PUSH WIRE® connectors (e.g., 222, 243, 273 and 773 Series) are approved as interconnect components for building wiring according to EN 60998. Application standards for building installation (e.g., parts 510 and 520 from DIN VDE 0100) also place the following requirements on connectors for junction boxes:

- They must be arranged so that operation, inspection, maintenance and access to the removable connectors is made easy.
- It must be possible to test them.
- Conductors connected from outside must be clearly and permanently assigned to their associated circuits.

These requirements cannot be met with PUSH WIRE® connectors alone. In combination with WAGO mounting carriers, the PUSH WIRE® connectors clearly meet these requirements, making them comparable to terminal blocks. Using PUSH WIRE® connectors with mounting carriers in junction boxes is accepted by testing authorities.



FIXED IN POSITION - on a DIN 35 rail



FIXED IN POSITION - screw fixing